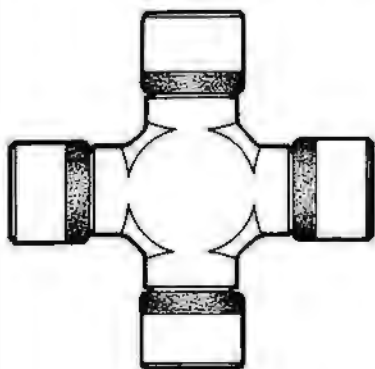


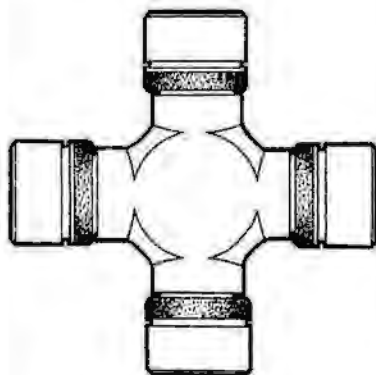
# SOUS - SOMMAIRE

**BLOC A CIRCLIPS  
EXTERIEURS ET A SERTIR**  
Page 2 à 55



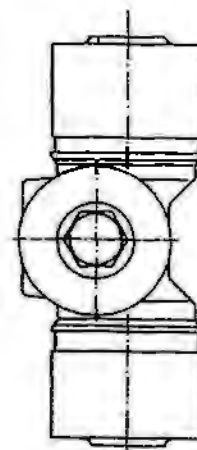
**BLOC AGRICOLE**  
Page 56 à 61

**BLOC A CIRCLIPS  
INTERIEURS**



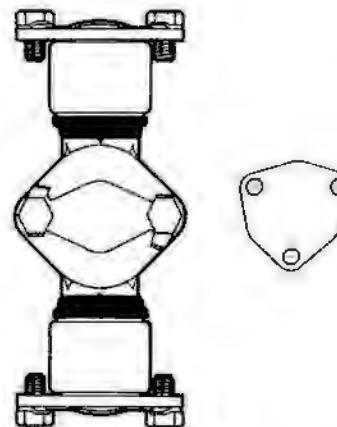
Page 62 à 73

**BLOC DESAXE**



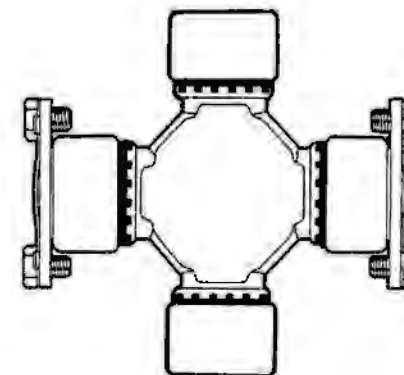
Page 74 à 77

**BLOC A PLAQUETTES**

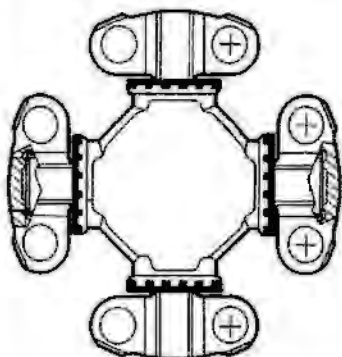


Page 78 à 81

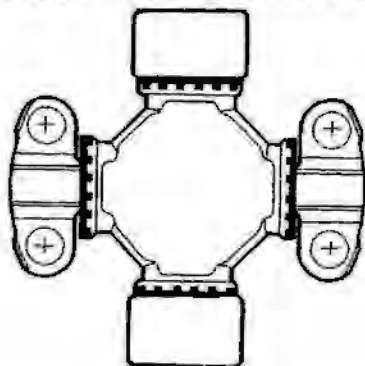
**BLOC A PLAQUETTES ET  
CIRCLIPS**



**BLOC A PATINS TYPE  
MECHANICS**

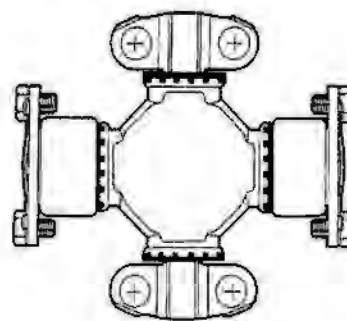


**BLOC A PATINS ET CIRCLIPS  
BLOC A PATINS ET CIRCLIPS INTERNE**

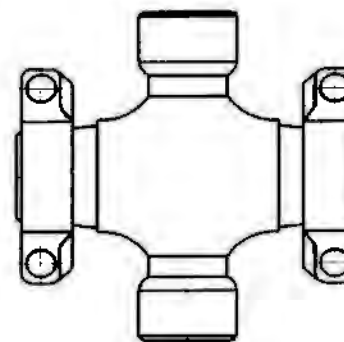


Page 82 à 93

**BLOC A PATINS ET  
PLAQUETTES**

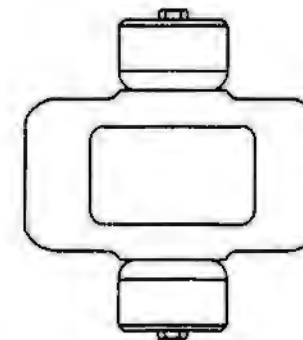


**BLOC SCANIA**



Page 94 à 95

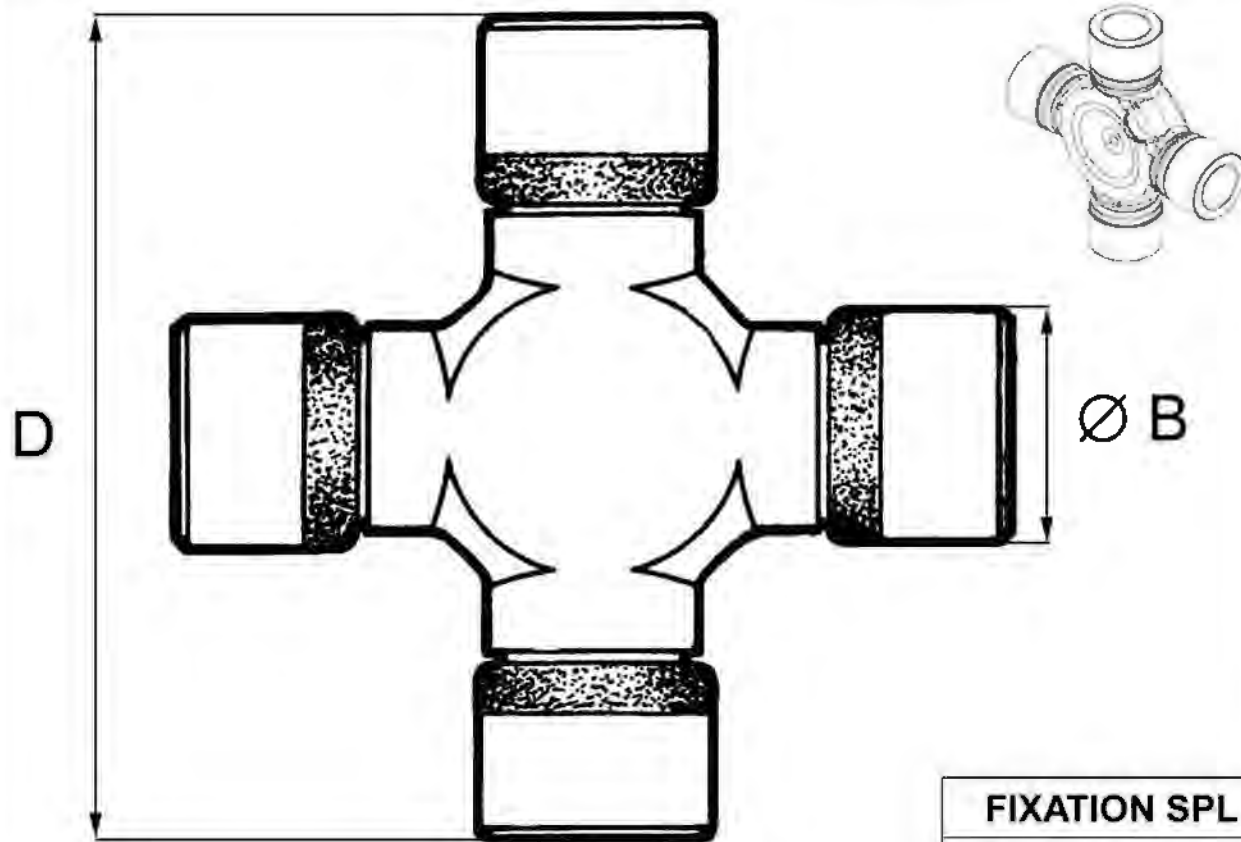
**BLOC POUR JOINT DE ROUES**



Page 96 à 97



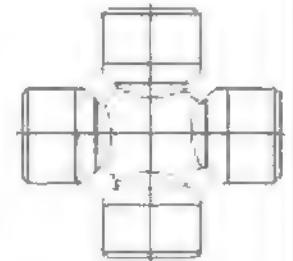
# BLOC A CIRCLIPS EXTERIEURS




**FIXATION SPL**




Type  
de  
Graissage




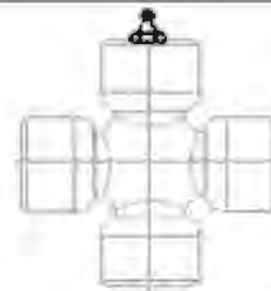
 1 : A VIE




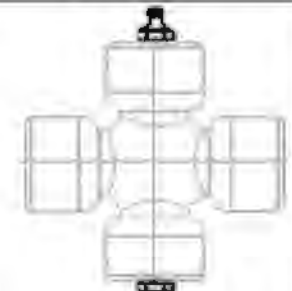
 2 : CENTRAL



 3 : LATERAL



 4 : 1 COUSSINET

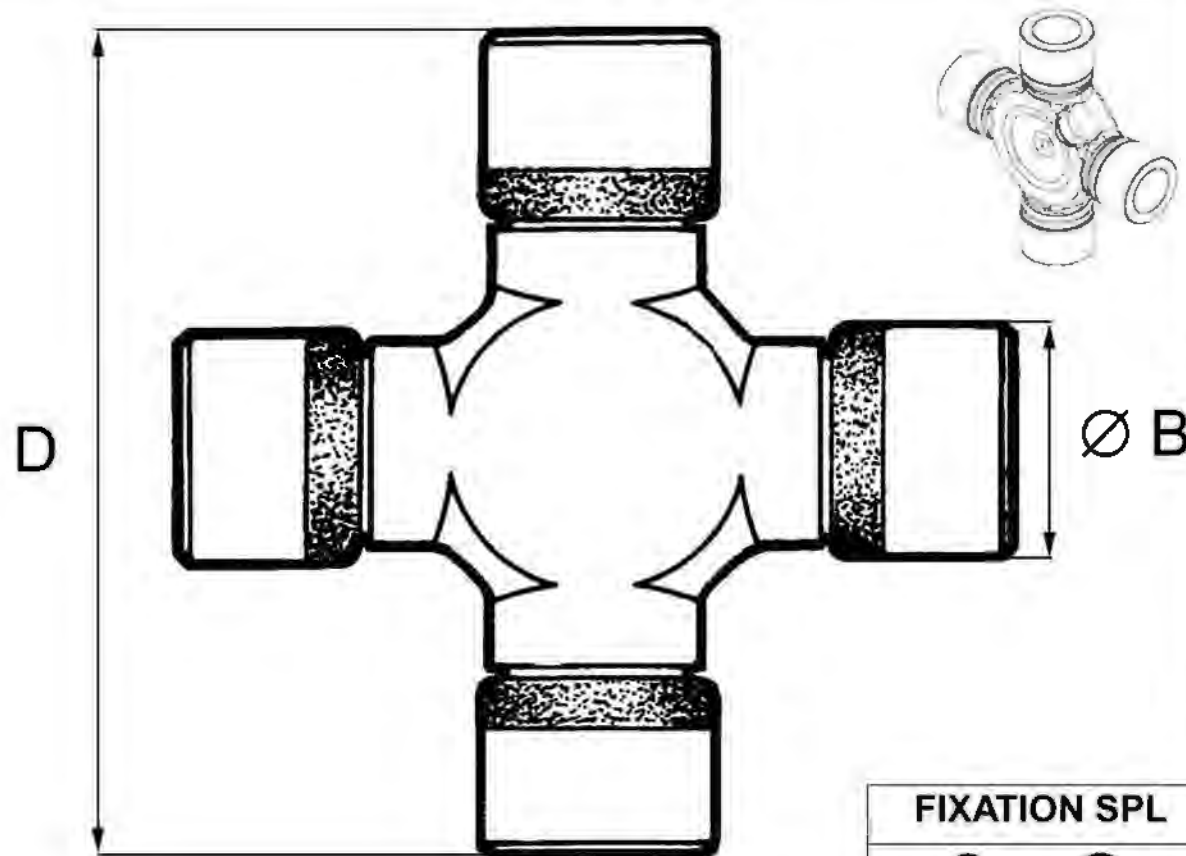


 5 : 2 COUSSINETS

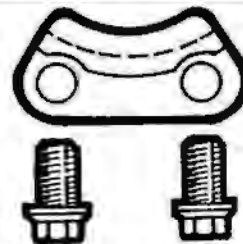
REFERENCE	Ø B	D	TYPE GRAISSAGE	REMARQUE	ORIGINE
WD1151	14	36	2		EDS
0014071	15	40,1	2		UNI CARDAN
CR30	15	40,1	2		UGO
CR13	15	40,1	1		UGO
CR32	15	41	1		UGO
WD40380	15	46	1	SANS CIRCLIPS A SERTIR	
0016167	16	38,9	1	SANS CIRCLIPS A SERTIR	UNI CARDAN
GU1640L	16	40	1		
105010	17	41	2		ELBE
105012	17	41	5	roulements à jeux réduit = 105012003	ELBE
0018059	18	47	4	WD1191	EDS
WD1191	18	47	4		EDS
19X44	19	44	1	VOITURE SANS PERMIS	GMB
GU1944	19	44	2		EDS
WD4018	19	44,40	1	BMW SANS CIRCLIPS A SERTIR	EDS
2B002	19	48	2		EDS
106010	19	48	2		ELBE
106012001	19	48	5		ELBE
1060125001	19	48	5	Graissage sur 4 roulements	ELBE
WD4030	19	48	1	SANS CIRCLIPS A SERTIR ZF	EDS
SF5450X	19	52	2		GMB



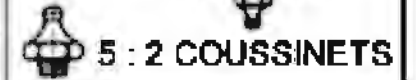
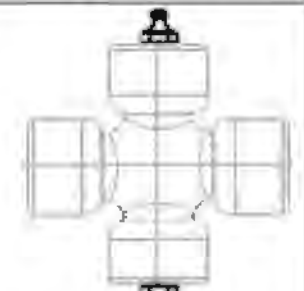
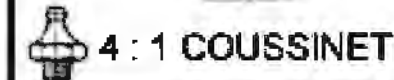
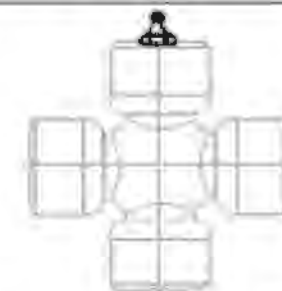
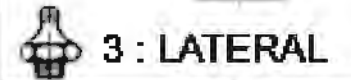
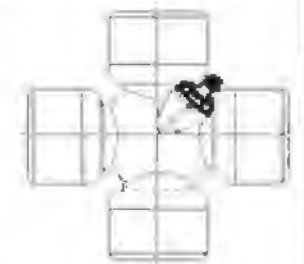
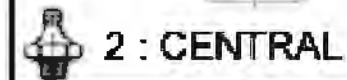
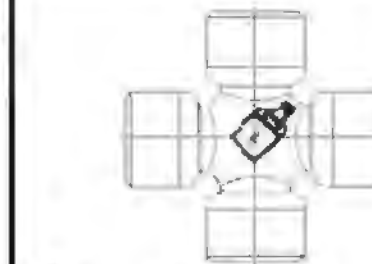
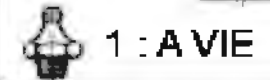
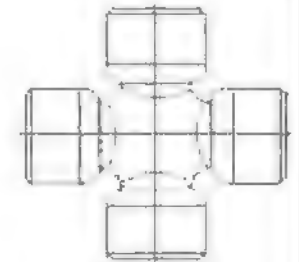
# BLOC A CIRCLIPS EXTERIEURS



FIXATION SPL

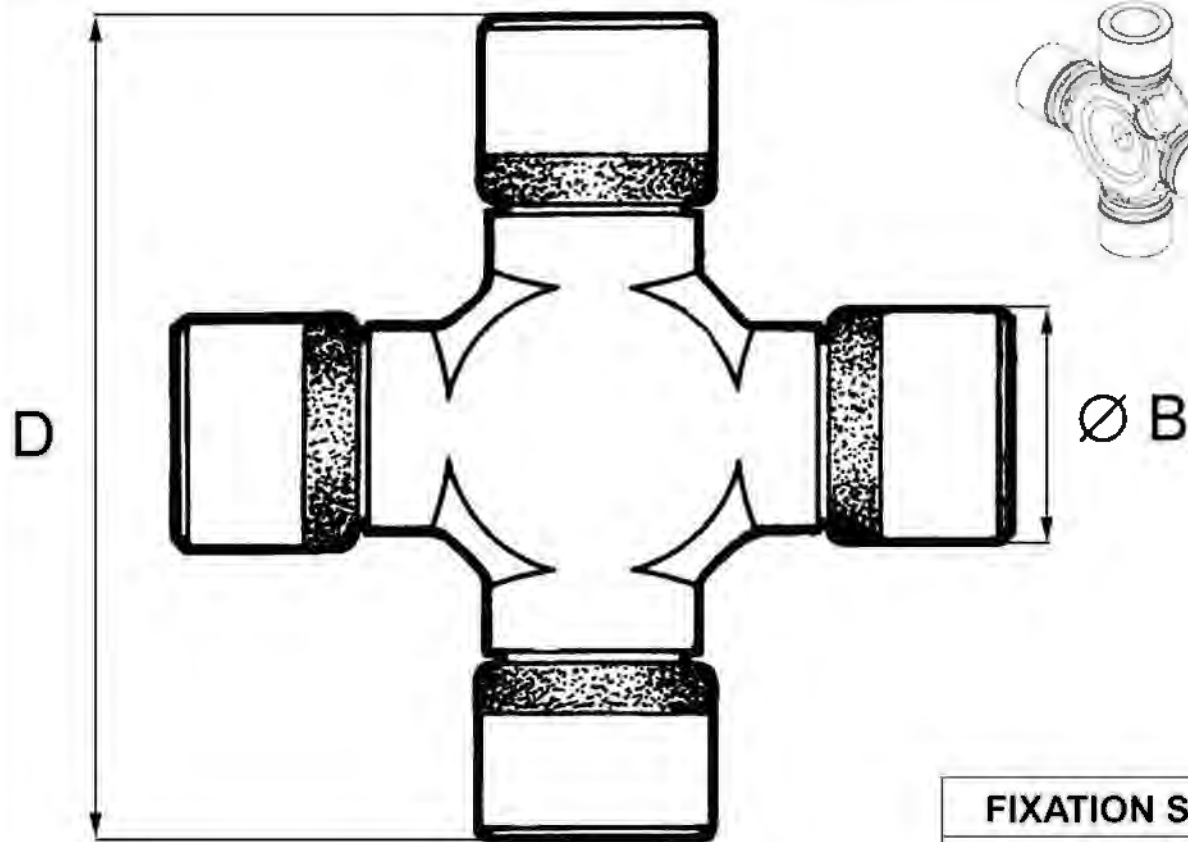


Type  
de  
Graissage




REFERENCE	Ø B	D	TYPE GRAISSAGE	REMARQUE	ORIGINE
SF5450XGV	19	52	1		GMB
WD40410	19	55,7	1	DACIA DUSTER - SANS CIRCLIPS A SERTIR	EDS
50576000	20	44	1	EX : 20X44 / MOTO GUZZI	SPICER (IC-UG)
B2110150114	20	44,34	2		GEWES
41220	20	50	2		
CR756	20	50	4		
GUN45	20	52,4	1	NISSAN SANS CIRCLIPS A SERTIR	GMB
GUMZ2	20,08	54,6	4	MAZDA	GMB
GUD81	20	55	4		GMB
WD1311	20	55	1		EDS
GUT11	20	57	4	TOYOTA	GMB
WD1095	20	57	1		EDS
GUS6	20	59,8	1	SUZUKI	GMB
GUIS59	20,5	56,6	3	ISUZU	GMB
21x44	21	44	2	VOITURE SANS PERMIS	EDS
22x48	22	48	1	VOITURE SANS PERMIS	EDS
CR224	22	48	2		UGO
WD1253	22	49	1		EDS
CR15	22	50,2	2	EX : 22X50 50375000 / MOTO GUZZI	UGO
50564000	22	50,2	1		SPICER IC-UG
WD11975	22	52	2		

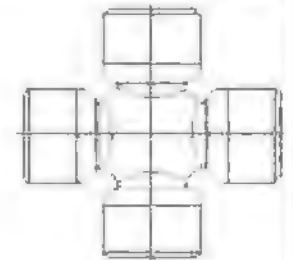
# BLOC A CIRCLIPS EXTERIEURS



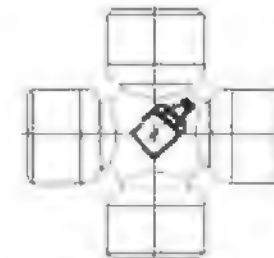
FIXATION SPL



Type  
de  
Graissage



1 : A VIE



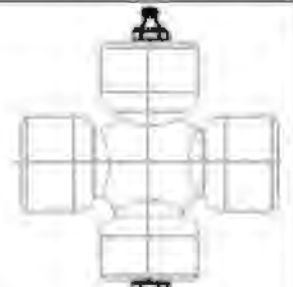
2 : CENTRAL



3 : LATERAL



4 : 1 COUSSINET

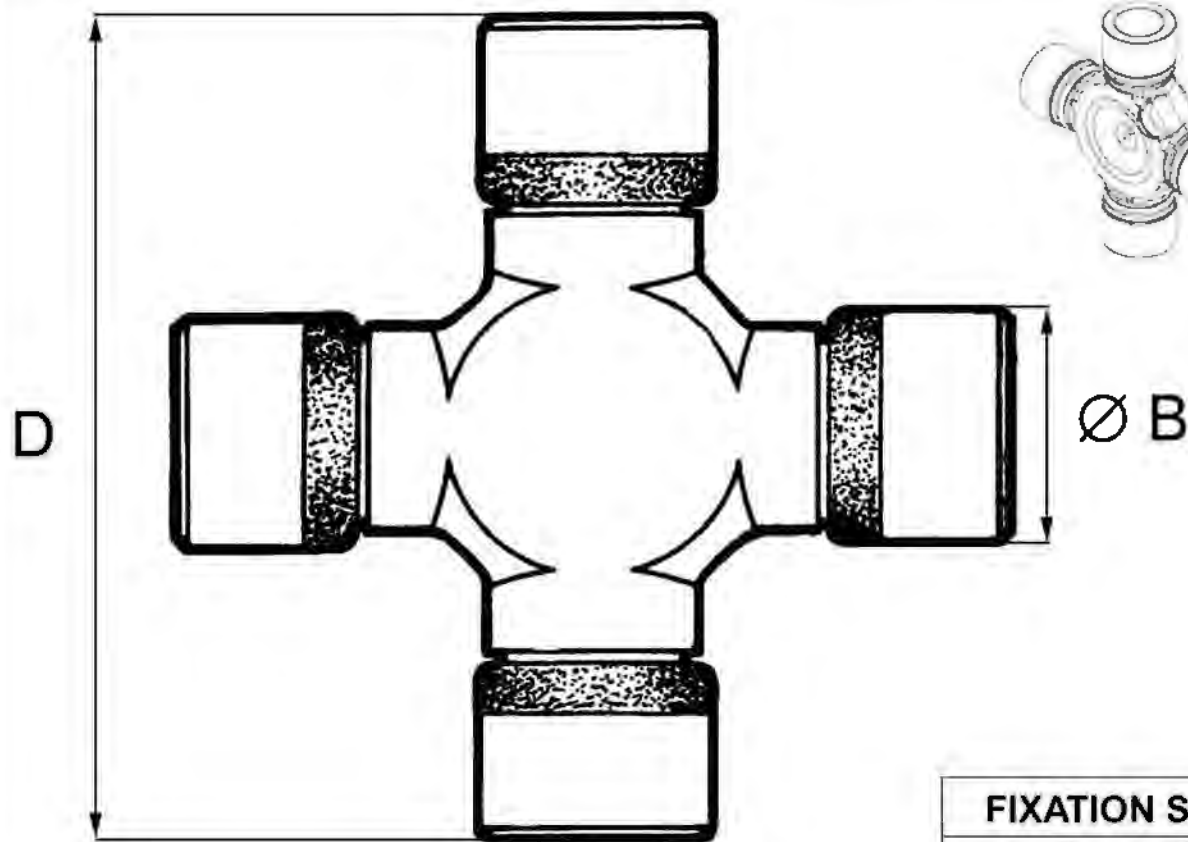


5 : 2 COUSSINETS

REFERENCE	Ø B	D	TYPE GRAISSAGE	REMARQUE	ORIGINE
CR16	22	54,8	2		UGO
0010081	22	55,6	2		UNI CARDAN
GUT24	22	57	1	TOYOTA SANS CIRCLIPS A SERTIR	GMB
107010	22	58	2		ELBE
CR228	22	58	2		UGO
107020001	22	58	1		ELBE
WD1115	22	58	5		EDS
WD1217	22	58	4	Graisseur sur 1 coussinet	EDS
50753000	22	59	2	Ex SF5 - 265X	SPICER IC-UG
0014448	22	58,9	4		UNI CARDAN
WD1229	22	58,9	1		EDS
GUIS63	22	61,2	1	ISUZU SANS CIRCLIPS A SERTIR	GMB
GUM85	22	64,5	1	MITSUBISHI	GMB
WD4019	22	64,5	1	FORD SANS CIRCLIPS A SERTIR	EDS
UJ810	22	65	1	HONDA	GMB
KR1715010	22	67	1	SANS CIRCLIPS A SERTIR	EDS
50966000	22	67,1	1	ROULEMENTS SPECIAUX	SPICER IC-UG
WD4019	22	64,5	2		EDS
0013998	22,22	63,6	4		UNI CARDAN
WD11595	22,2	73,7	2	moletage aux extrémité - sans aiguilles sur palier lisse	EDS
CR235	23	52,25	2		UGO



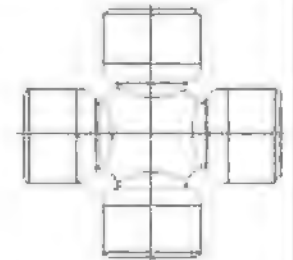
# BLOC A CIRCLIPS EXTERIEURS



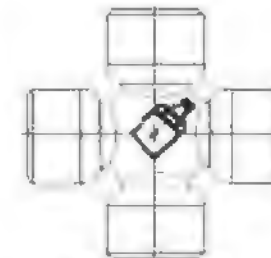
FIXATION SPL



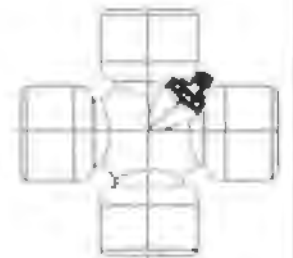
Type  
de  
Graissage



1 : A VIE



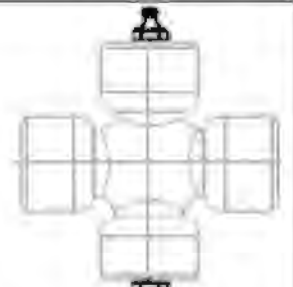
2 : CENTRAL



3 : LATERAL



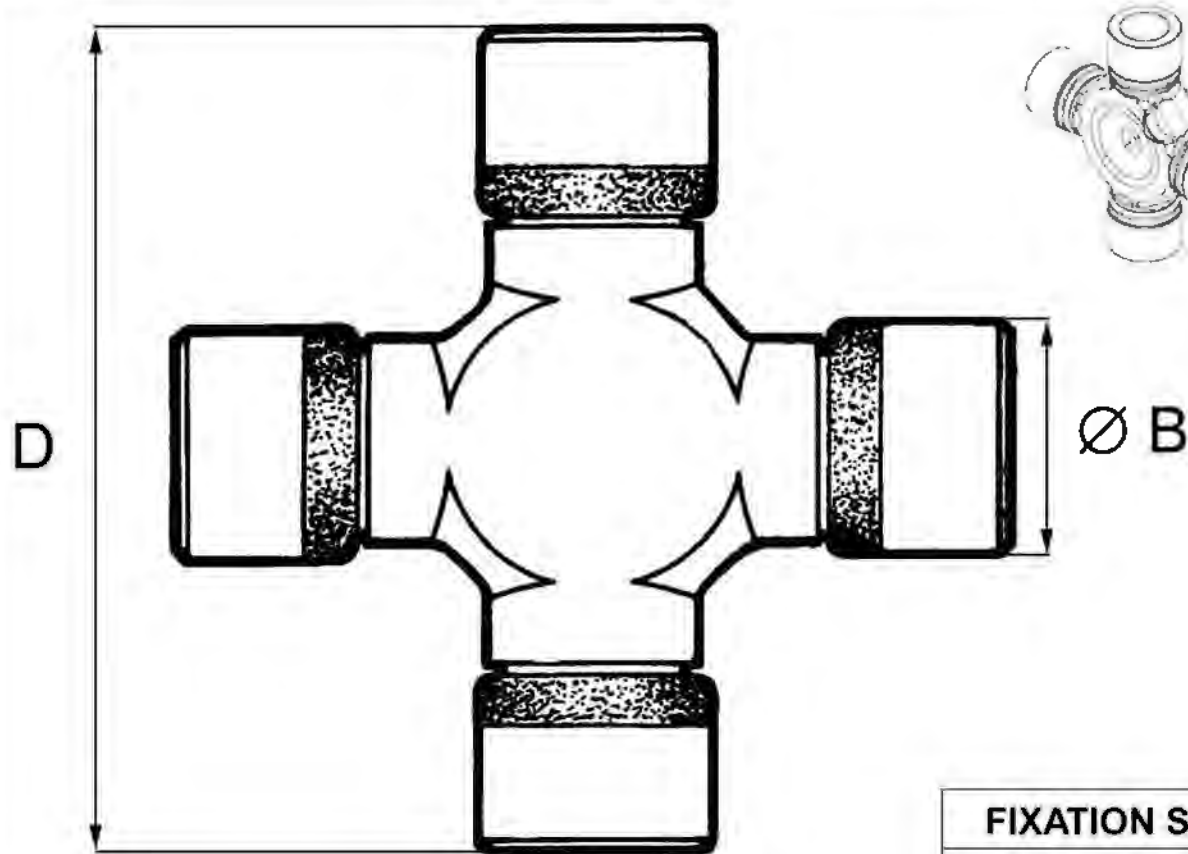
4 : 1 COUSSINET



5 : 2 COUSSINETS

REFERENCE	Ø B	D	TYPE GRAISSAGE	REMARQUE	ORIGINE
0018160	23	58,2	2	Ex SF5-260X	UNI CARDAN
U160	23	58,2	2	Ex SF5-260X	GMB
WD1085	23	58,2	4		EDS
WD14731	23	58,2	4	CORP EVIDE Ø 13 - MERCEDES 300SL direction	EDS
CR85LL	23	58,2	1		EDS
WD15230	23,8	54,8	1	QUAD - TRIUMPH	EDS
5101X	23,8	61,2	1	Réf GLAENZER 265.032.0	DANA SPICER
5111X	23,8	61,2	2	Ex 513400X	DANA SPICER
4112308	23,8	61,2	1	Rondelles fond d'usures - HD	DANA SPICER
5111G	23,8	61,2	2	Ex 513400X	EDS
50568000	23,8	61,2	1		EDS
50701010	23,8	61,2	3	EX : 1210 / Réf GLAENZER 265.049.0	EDS
CR23X61	23,8	61,2	3	EX : 1210 / Réf GLAENZER 265.049.0	UGO
WD1220	23,8	61,2	4		EDS
GUA5	23,8	61,2	2		GMB
U60	23,8	61,2	1	CITROEN 2 CV - CORPS EVIDE Ø 18	EDS
WD15375	23,8/27	91/74,6	2	série W2280	EDS
U173	23,8	62,4	2		EDS
S300	23,8	62,5	1		SOREM
412002701	23,8	86	4	POUR DOUBLE JOINT HOMOCINETIQUE	BONDIOLI
412040012	23,8	86	2	POUR DOUBLE JOINT HOMOCINETIQUE	BONDIOLI

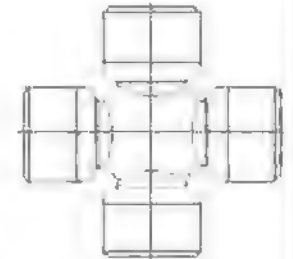
# BLOC A CIRCLIPS EXTERIEURS




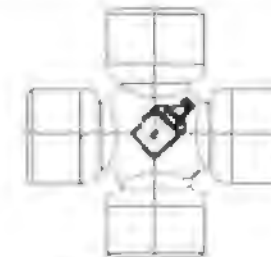
FIXATION SPL




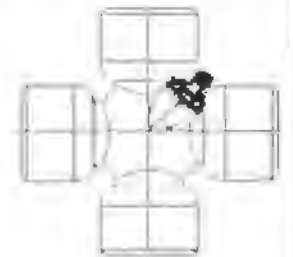
Type  
de  
Graissage




 1 : A VIE




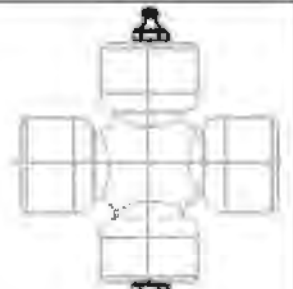
 2 : CENTRAL




 3 : LATERAL



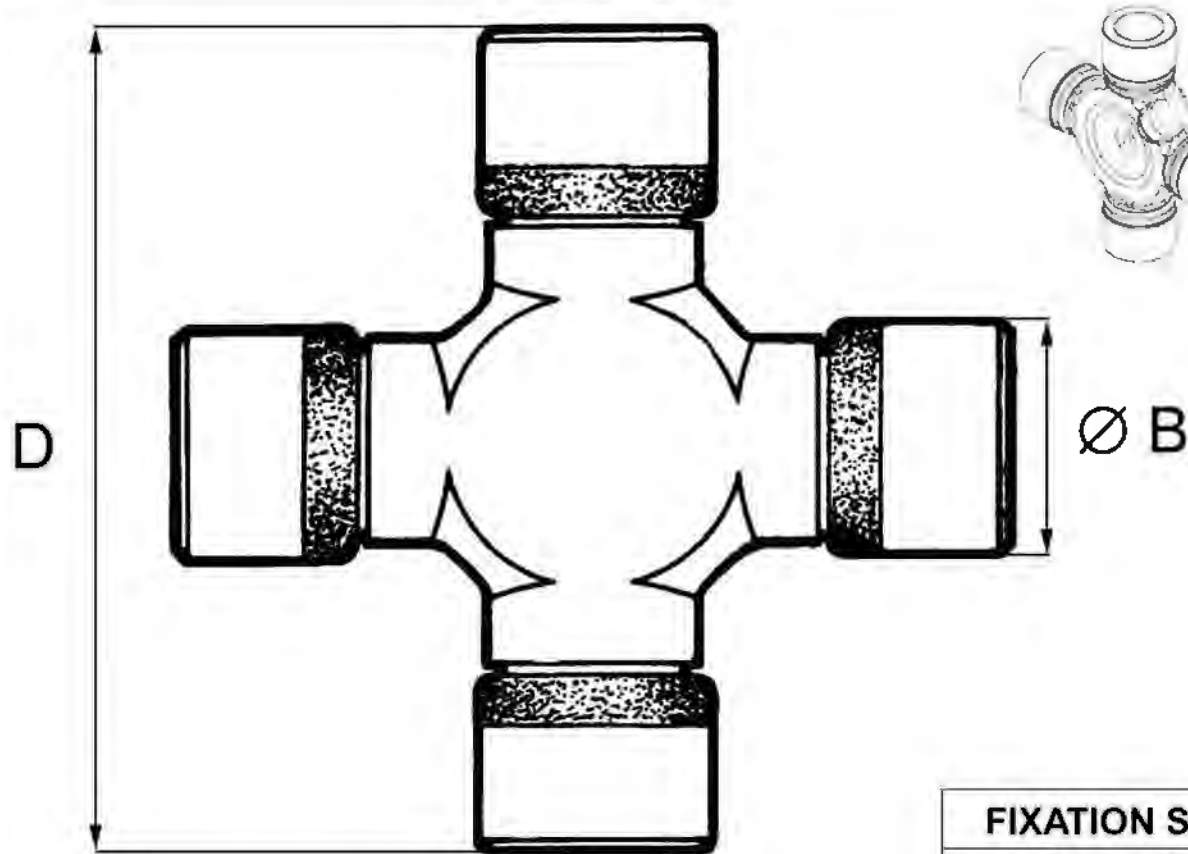
 4 : 1 COUSSINET



 5 : 2 COUSSINETS

REFERENCE	Ø B	D	TYPE GRAISSAGE	REMARQUE	ORIGINE
WD40360	24	56,5	1	SANS CIRCLIPS A SERTIR - BMW	EDS
CR240	24	60,24	1	Joint PEUGEOT 404-504 / CORPS EVIDE	UGO
WD4012	24	61,5	1	SANS CIRCLIPS A SERTIR	EDS
WD1221	24	62,5	2		EDS
WD40370	24	62,5	1	SANS CIRCLIPS A SERTIR	EDS
0018041	24	63,40	1		UNI CARDAN
1340	24	63,40	1		EDS
WD1222	24	66	1		EDS
50013000	24	66,20	3		SPICER IC-UG
50124000	24	74,50	1		SPICER IC-UG
WD41030	24	74,5	1	SANS CIRCLIPS A SERTIR - MERCEDES OEM	
GU297	24	78	1	SANS CIRCLIPS A SERTIR	
WD4011	24	88	1	SANS CIRCLIPS A SERTIR - MERCEDES OEM	EDS
WD4026	24,06	62,40	1	SANS CIRCLIPS A SERTIR ( équi. 0018167 ) - BMW	EDS
WD4007	24,06	71,4	1	SANS CIRCLIPS A SERTIR - MAZDA	EDS
0018725	24,06	74,90	1	SANS CIRCLIPS A SERTIR - CORPS EVIDE Ø 16	EDS
WD40340	24,06	74,90	1	SANS CIRCLIPS A SERTIR	OEM
0014942	25	56,90	2	2 CV	UNI CARDAN
WD1202	25	60,3	1		EDS
GUM81	25	63,80	4	mitsubishi	GMB
UJ811	25	64	4	HONDA	GMB

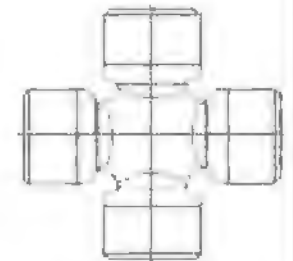
# BLOC A CIRCLIPS EXTERIEURS




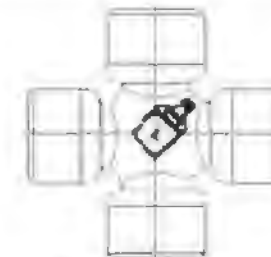
FIXATION SPL




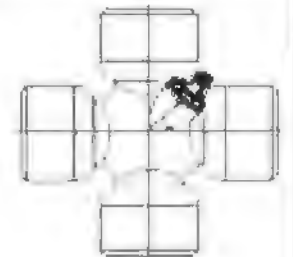
Type  
de  
Graissage




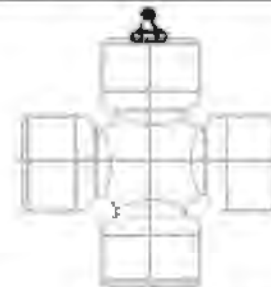
 1 : A VIE




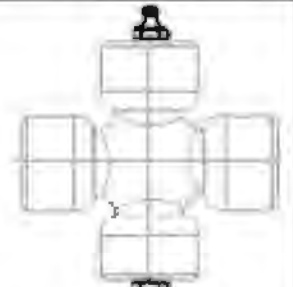
 2 : CENTRAL




 3 : LATERAL



 4 : 1 COUSSINET

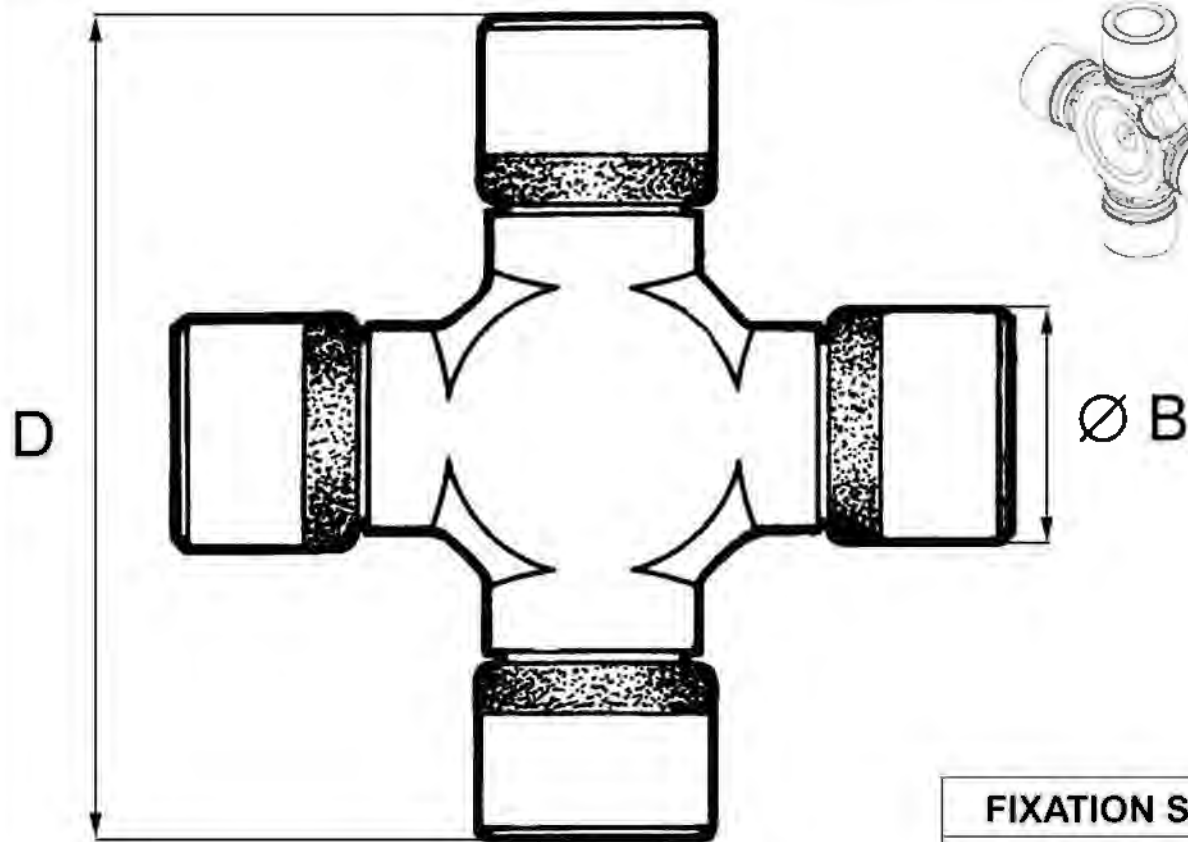


 5 : 2 COUSSINETS



REFERENCE	Ø B	D	TYPE GRAISSAGE	REMARQUE	ORIGINE
WD10740	25	64	1	série 1125 pour VITARA - NISSAN - PIAGGO - MITSUBISHI	EDS
WD1161	25	72	2		EDS
GUM91	25	76,50	3	MITSUBISHI	GMB
GUM76	25	77,80	1	NISSAN	GMB
WD70137	25,4/27	54,4IC/81,8	3	La cote 25,4x54,4-59,4 est à circlip's intérieur	EDS
GUM84	26	68	4	MITSUBISHI	GMB
0015675	26	69,80	1		EDS
0012111	26	69,8	2		EDS
WD1090	26	69,8	5	Graissage sur 4 roulements	EDS
26X72	26	72	2		
WD21285	26,01	45,2/47,7	2		EDS
0018080	26,97	61,90	4		EDS
WD1327	26,97/28,6	81,7	1		EDS
GU700	26,99	60,3	4		
5310X	27	61,9	1	1210	DANA SPICER
WD7006	27	61,9/37,5		La cote 37,5/41,5 est à circlip's intérieur	EDS
GUM77	27	65,3	4	MITSUBISHI	GMB
10308010206	27	66,3	2		KLEIN
CR134	27	66,3	2		UGO
2125CE	27/23,8	69,9/61,2			EDS
CR19	27	70	2		EDS

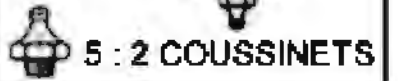
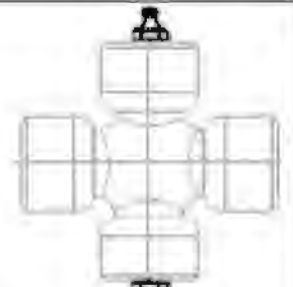
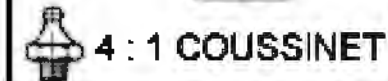
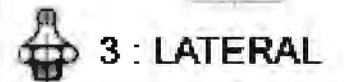
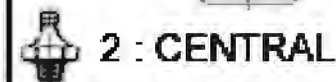
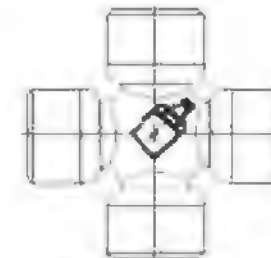
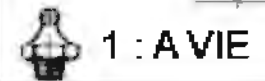
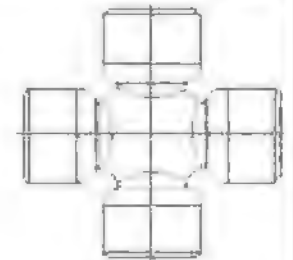
# BLOC A CIRCLIPS EXTERIEURS



FIXATION SPL

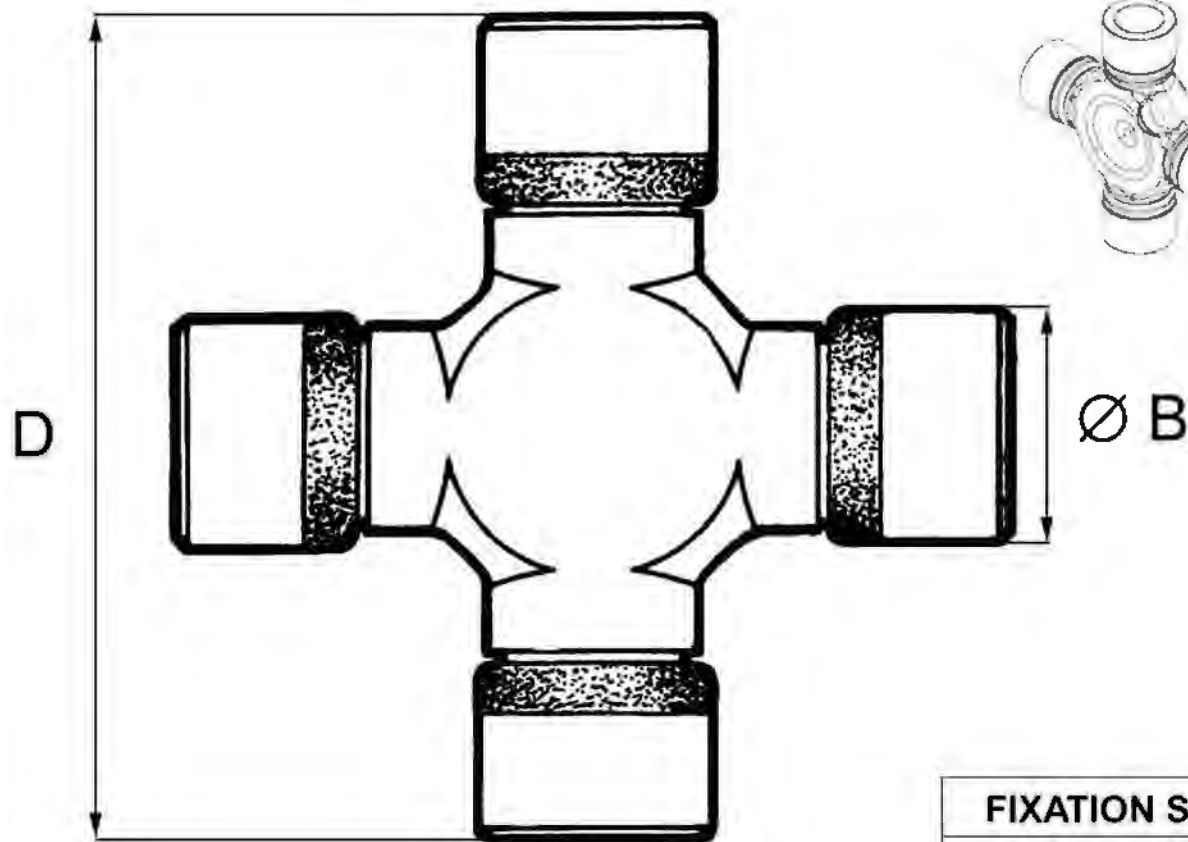


Type  
de  
Graissage



REFERENCE	Ø B	D	TYPE GRAISSAGE	REMARQUE	ORIGINE
408011014	27	70	1	TROU SUR 2 ROULEMENTS - ZF 7029457210	ELBE
WD8016	27	70	1	TROU SUR 2 ROULEMENTS	EDS
CR135	27	70	1		EDS
CR136	27	70,9	1		UGO
S310	27	71	1		SOREM
CR279	27	71	2	Graisser coudé a 90°	UGO
27X71	27	71	1	SANS CIRCLIPS A SERTIR - Transit	EDS
WD4002	27	74	1	SANS CIRCLIPS A SERTIR - Sprinter	EDS
54X	27	74,5	3		DANA SPICER
WD1053	27	74,5	3	1300 AVEC RONDELLES FOND D'USURES	EDS
0018871	27	74,5	1	COMPACT 2015	SPICER IC-UG
0018390	27	74,5	2 + 5x2	COMPACT 2015	SPICER IC-UG
50498000	27	74,5	2	0018387 - COMPACT 2015	SPICER IC-UG
687150218	27	74,5	2	2015	EDS
UJ27X745EVID	27	74,5	1	AVEC TROU CENTRAL	
GU1100	27	74,5	3		GMB
GU1100P	27	74,5	3 + 5		GMB
GU1100L	27	74,5	1		GMB
S210	27	74,5	1	DOUBLE JOINT ARBRE DE ROUE	SOREM
WD4031	27	79,8	1	SANS CIRCLIPS A SERTIR - Transit nouveau	EDS
KR1730060	27	80	1	SANS CIRCLIPS A SERTIR - VW	EDS

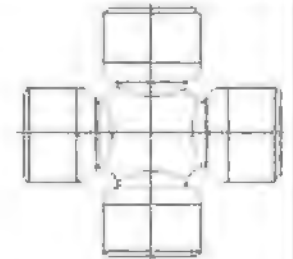
# BLOC A CIRCLIPS EXTERIEURS



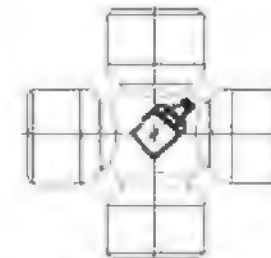
FIXATION SPL



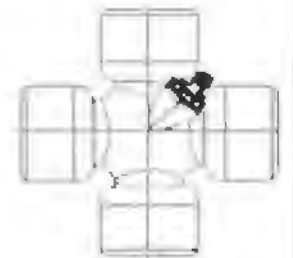
Type  
de  
Graissage



1 : A VIE



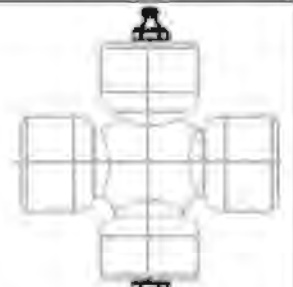
2 : CENTRAL



3 : LATERAL



4 : 1 COUSSINET

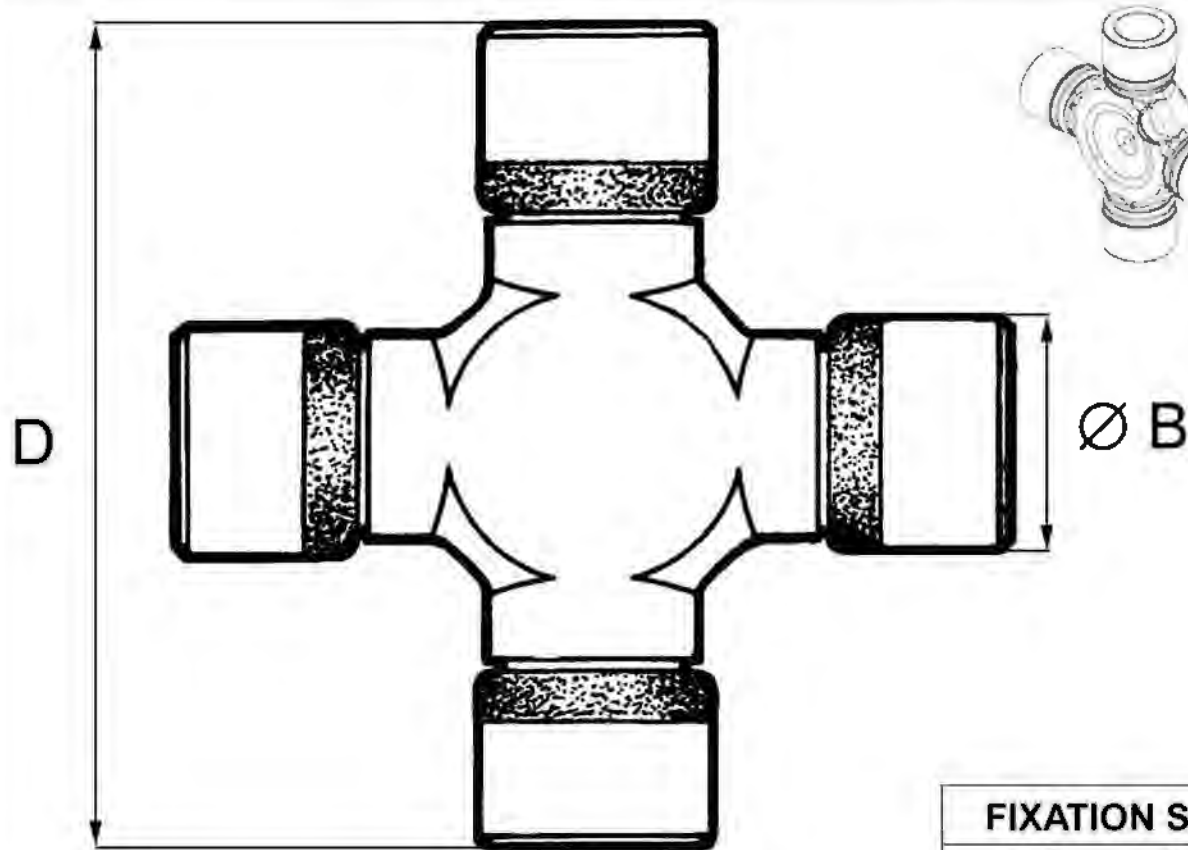


5 : 2 COUSSINETS


REFERENCE	Ø B	D	TYPE GRAISSAGE	REMARQUE	ORIGINE
WD1360	27	80	3		EDS
WD12261	27	80	4		EDS
0013809	27/28,57	57,32IC/81,71	3	La cote 27x57,32 est à circlip's intérieur	UNI CARDAN
111690472	27/29	81,6-49IC	3	27x81,7 - 29x49IC	
111690488	27/28,57	81,6-63,4/67,5IC	3	27x81,7 - 28,6x63,4/67,5IC	
CR392	27	81,7	1		
5153X	27	81,8	3		DANA SPICER
UJ016HD	27	81,8	3	Rondelles fond d'usures	
UJ1310R	27	81,8	3	Rondelles fond d'usures	EDS
B650020	27	81,8	3	Rondelles fond d'usures hautes performances - Angle réduit 27°	UNI CARDAN
50759000	27	81,8	3		SPICER IC-UG
1310XEB	27	81,8	1	Corps forgé à froid double rondelle fond roulement joint 3 lèvres	DANA SPICER
UJ106L	27	81,8	1		
5153XEVID	27	81,8	1	CORP EVIDE Ø 25	
CR392GC	27	81,8	5		UGO
5134X	27	81,7 / 92	2	SERIE 1310-1330	EDS
WD1169	27/30,2	81,7/92	3	SERIE 1310-1350	EDS
WD70137	27/25,4	81,8/54,4IC	3	La cote 25,4x54,4-59,4 est à circlip's intérieur	EDS
WD7002	27/28,6	81,8/60,2IC	3	La cote 28,6x60,2-64,9 est à circlip's intérieur	EDS
50224000	27	85	3		SPICER IC-UG
974	27	85	1	CORP EVIDE Ø 30 - CITROEN	



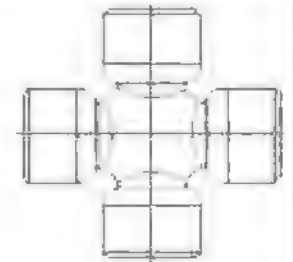
# BLOC A CIRCLIPS EXTERIEURS




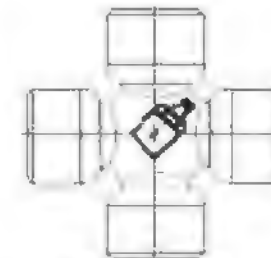
FIXATION SPL




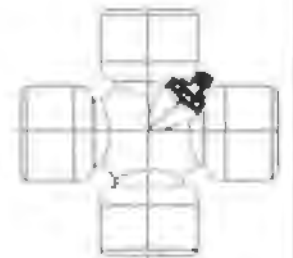
Type  
de  
Graissage




 1 : A VIE




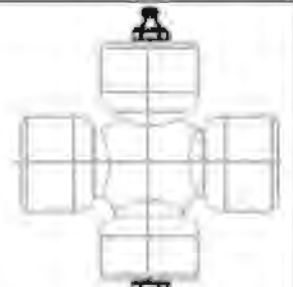
 2 : CENTRAL




 3 : LATERAL



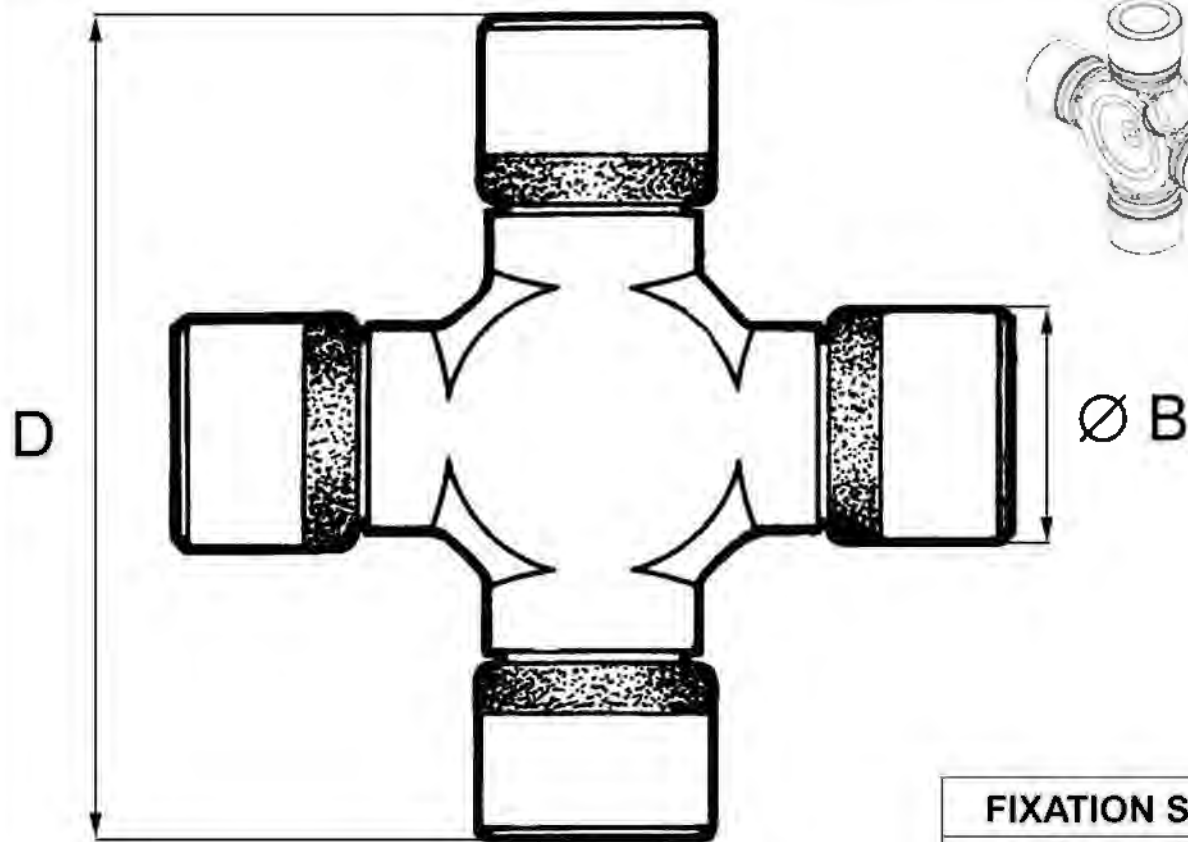
 4 : 1 COUSSINET




 5 : 2 COUSSINETS

REFERENCE	Ø B	D	TYPE GRAISSAGE	REMARQUE	ORIGINE
WD40130	27	88	1	SANS CIRCLIPS A SERTIR - Mercedes	EDS
5213X	27	92	3	SERIE 1330	DANA SPICER
1330X1GC	27	92	4	SERIE 1330 - HD 1xG/C	DANA SPICER
WD1280	27	92	1	SERIE 1330	DANA SPICER
GUT29	27	92,1	4		GMB
4120G0051	27	100	4		
111690486	27/28,6	92/54,9-82,3	3	27x92 - 28,6x54,9-82,3 avec épaulement pour MAB à pontet	
5134X	27	92 / 81,7	2	SERIE 1330-1310	EDS
WD1398	27/30,2	92	2	SERIE 1330-1350	
3237C	27/28,6	92/60,5IC	3	MIXTE : CLIP INTRNE 28,6x60,5/65,8 EXTERNE 27x92	
WD21011	28	49/53	1	CORP EVIDE Ø 18	EDS
CR287	28	71	2		UGO
CR153	28	71,5	2	LADA	UGO
109010	28	71,5	2	En extinction	ELBE
109011001	28	71,5	1	En extinction	ELBE
109012001	28	71,5	5		ELBE
CR153	28	71,5	2		UGO
CR153GC	28	71,5	5		UGO
10304300406	28	76,5	2		KLEIN
GUD84	28	80	2	DAIHATSU	GMB
04080110014	28,5	70,5	1	TROU SUR ROULEMENTS	ELBE

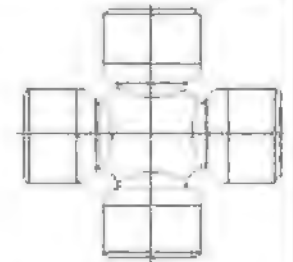
# BLOC A CIRCLIPS EXTERIEURS




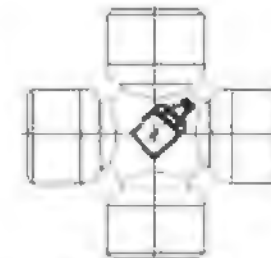
FIXATION SPL




Type  
de  
Graissage




 1 : A VIE




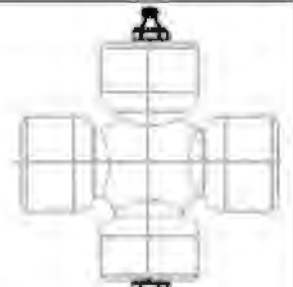
 2 : CENTRAL



 3 : LATERAL



 4 : 1 COUSSINET

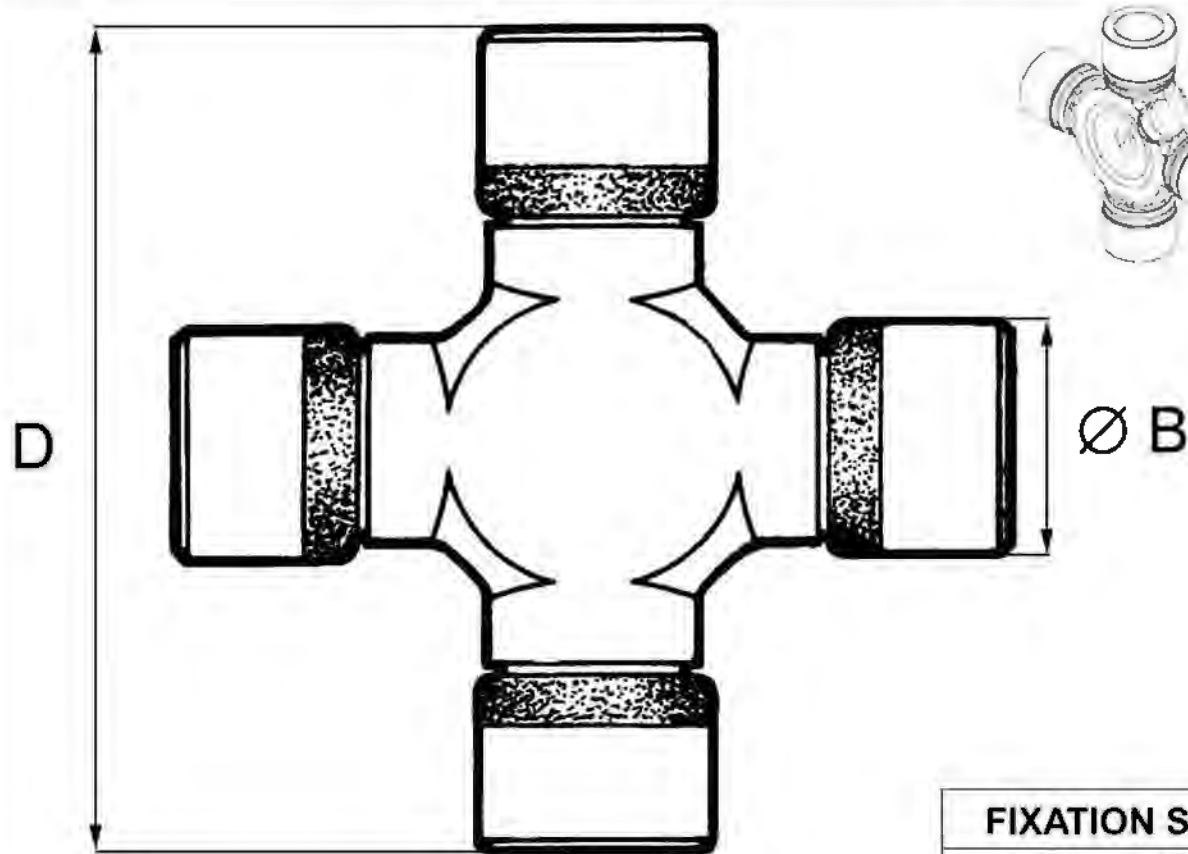


 5 : 2 COUSSINETS

REFERENCE	Ø B	D	TYPE GRAISSAGE	REMARQUE	ORIGINE
109020201	28,5	71	1		ELBE
109010201	28,5	71	2		ELBE
GUM86	28,5	77,9	2	TOYOTA - MITSUBISHI	GMB
0013809	28,57/27	81,71/57,32IC	3	La cote 27x57,32 est à circlip's intérieur	UNI CARDAN
3237C	28,6/27	60,5IC/92	3	MIXTE : CLIP INTRNE 28,6x60,5/65,8 EXTERNE 27x92	
2537A	28,58	66,68	2		
WD21007	28,6/30,2	60,2IC/92	3	La cote 28,6x60,2/64,9 est à circlip's intérieur - 1330/3R	EDS
WD1327	28,6/26,97	81,7	1		EDS
WD70177	28,6/30,2	60,2IC/92	3	La cote 28,6x60,2/64,9 est à circlip's intérieur - 1330/3R	EDS
WD7002	28,6/27	60,2IC/81,7	3	La cote 28,6x60,2/64,9 est à circlip's intérieur	EDS
WD1227	28,6	74,6	1		EDS
WD1291	29	75,5	1	OPEL U705 - GORGE SUR 4 ROUELEMNTS	EDS
WD1292	29	76/75,5	1	OPEL U706 - GORGE SUR 2 ROULEMENTS	EDS
GUM87	30	78,2	2	MITSUBISHI	GMB
50823000	30	81,8 / 82,4	2		
50823000HD	30	81,8 / 82,4	2	avec roulement INA	
CR747	30	81,8 / 82,4	5		
71780600100	30	81,8 / 82,4	5	avec roulement INA	
WD10934	30	81,8 / 82,4	5	4 GRAISSEURS SUR COUSSINETS	EDS
CR747GV	30	81,8 / 82,4	1	avec roulement INA	
1310000GV	30	81,8 / 82,4	1		EDS



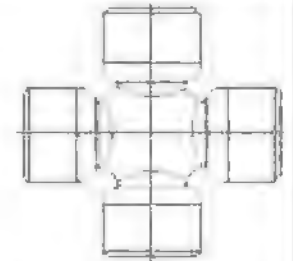
# BLOC A CIRCLIPS EXTERIEURS




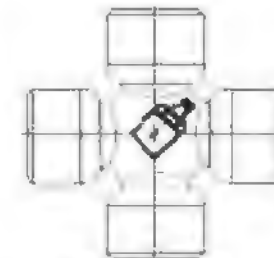
FIXATION SPL




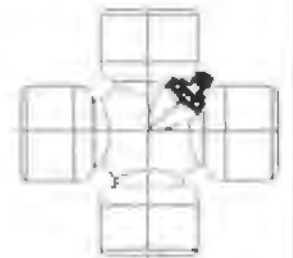
Type  
de  
Graissage




 1 : A VIE




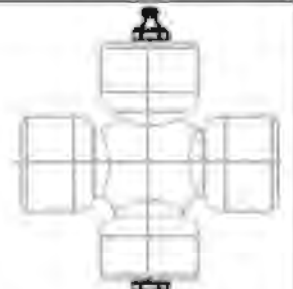
 2 : CENTRAL




 3 : LATERAL



 4 : 1 COUSSINET

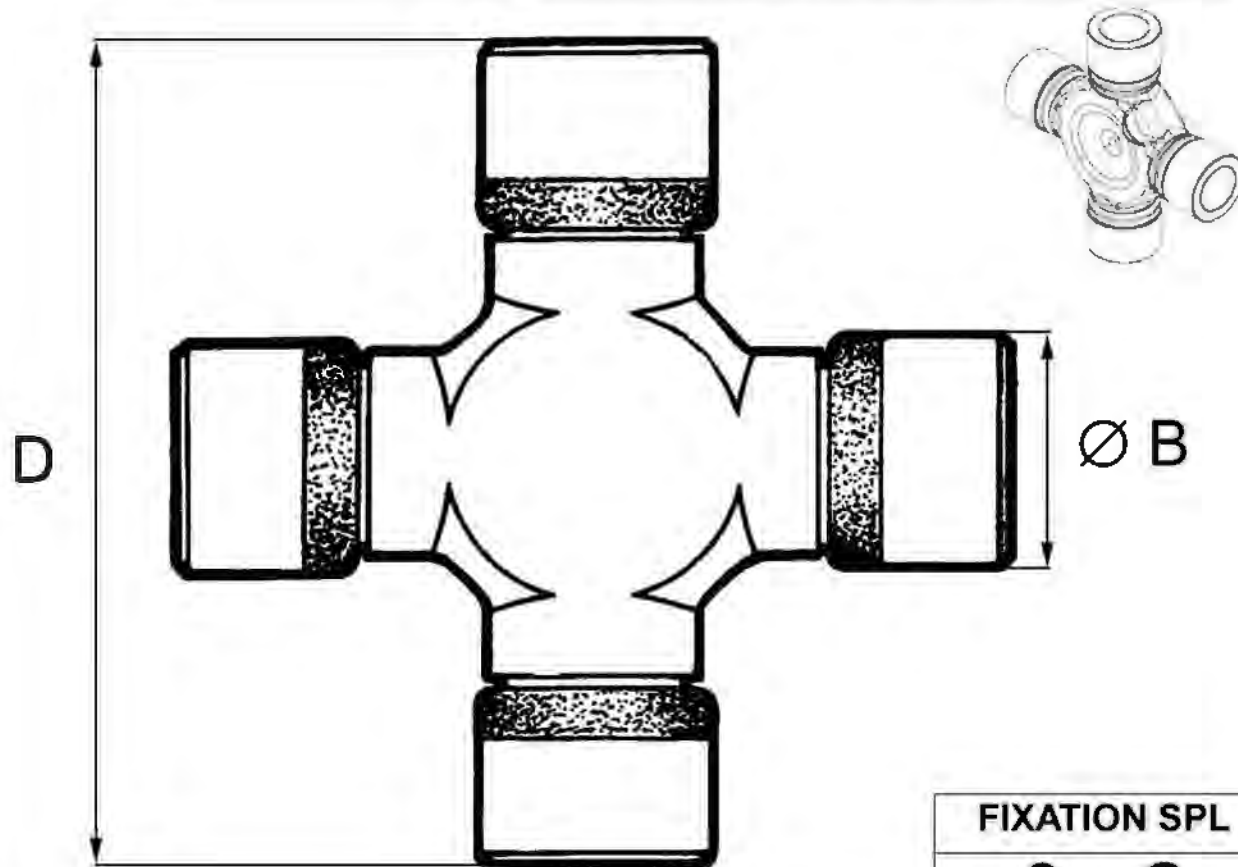


 5 : 2 COUSSINETS



REFERENCE	Ø B	D	TYPE GRAISSAGE	REMARQUE	ORIGINE
01100200015	30	83	1	GV	ELBE
110011014	30	83	1	TROU SUR ROULEMENTS	ELBE
WD11246	30	83	1	TROU SUR ROULEMENTS	EDS
110012	30	83	5		ELBE
110010	30	83	2		ELBE
110016014	30	83	5	4 GRAISSEURS SUR COUSSINETS	ELBE
2110400604	30	86,8	3	EX : 2G 002	GEWES
WD1228	30	92	1		
411021	30	94	1	TROU SUR 2 ROULEMENTS + 2 VIS / BOUT ROULEMENT	ELBE
5178X	30,1	92	3		DANA SPICER
5542X	30,1	92	3	HAUTES PERFORMANCES	DANA SPICER
5627X	30,1	92	1	1350XE - HAUTES PERFORMANCES	DANA SPICER
1350XE	30,1	92	1	Corps forgé à froid double rondelle fond roulement joint 3 lèvres	DANA SPICER
WD13850	30,1	92	1		EDS
WD11711	30,1	92	4	1 x G/C	EDS
5160X	30,1	106,3	3	= 0018200	DANA SPICER
5641X	30,1	106,3	1	HAUTES PERFORMANCES	DANA SPICER
5815X	30,1	106,3	3	HAUTES PERFORMANCES	DANA SPICER
50719010	30,1	106,3	3		SPICER IC-UG
5160XEVID	30,1	106,3	1	CORP EVIDE Ø 31,9	
WD1304	30,1	106,3	3	HD	EDS

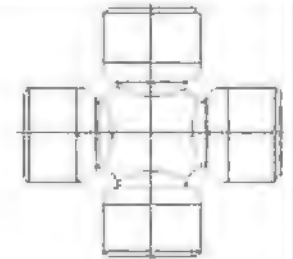
# BLOC A CIRCLIPS EXTERIEURS




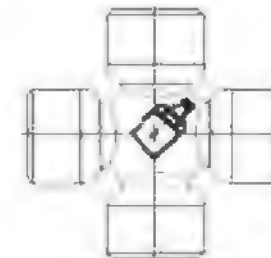
**FIXATION SPL**




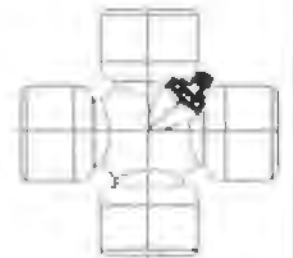
Type  
de  
Graissage




 1 : A VIE




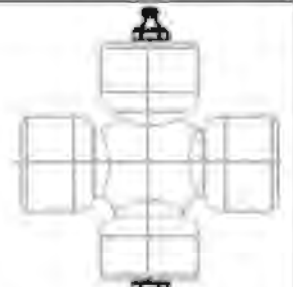
 2 : CENTRAL




 3 : LATERAL



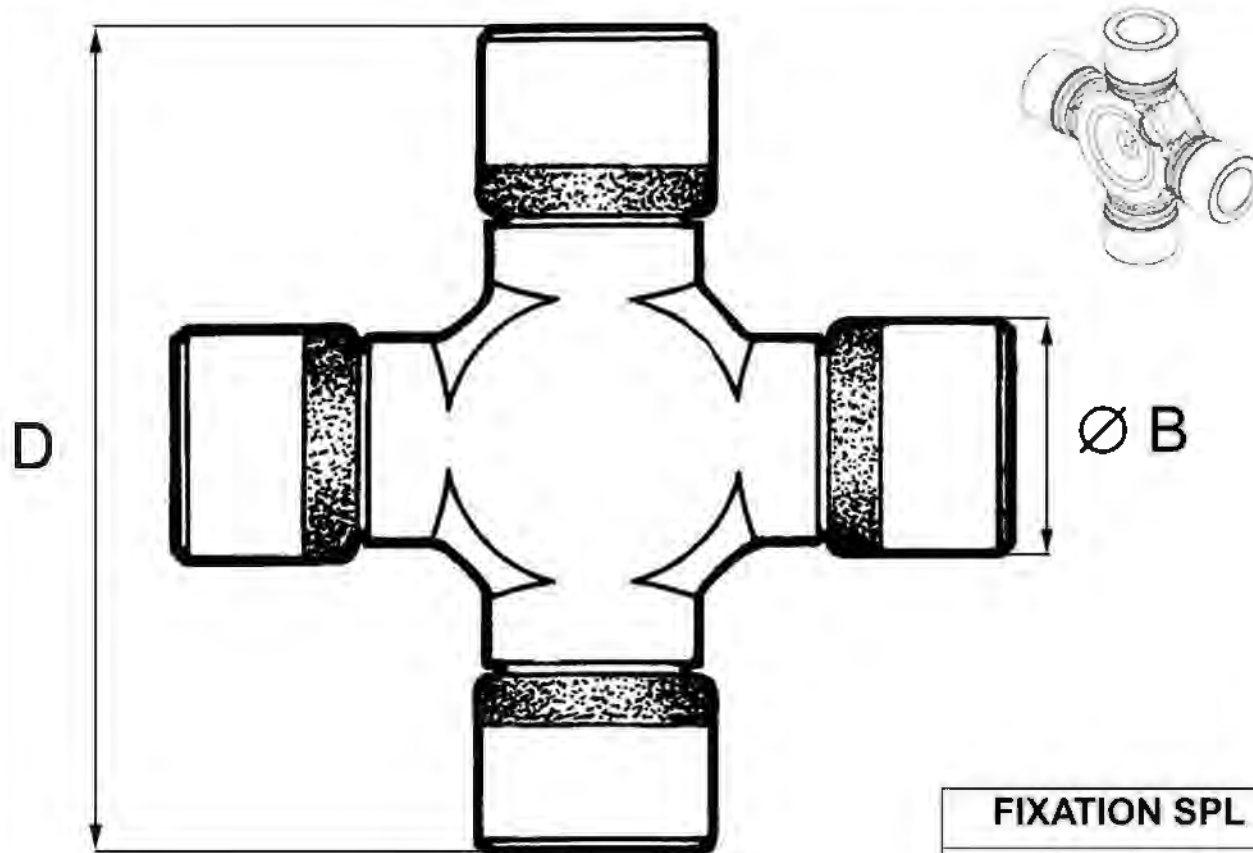
 4 : 1 COUSSINET



 5 : 2 COUSSINETS

REFERENCE	Ø B	D	TYPE GRAISSAGE	REMARQUE	ORIGINE
WD1305	30,1	106,3	4		EDS
WD70177	30,2/28,6	92/60,2IC	3	La cote 28,6x60,2/64,9 est à circlip's intérieur - 1330/3R	EDS
WD1398	30,2/27	92	2	SERIE 1330-1350	
WD1309	30,17	92,05	3	NISSAN	EDS
50150000	30,2	80	2		SPICER IC-UG
0018872	30,2	81,8	1	UNI CARDAN 2020	UNI CARDAN
0017450	30,2	81,8	2	UNI CARDAN 2020	UNI CARDAN
687200218	30,2	81,8	2	2020	EDS
WD1184	30,2	81,8	5	2020	EDS
S320	30,2	82	1	MANITOU 505556	SOREM
WD8060	30,2	82	1	TROU SUR ROULEMENTS	EDS
WD1231	30,2	86,7	2		EDS
WD13865	30,2	90	2		EDS
WD1169	30,2/27	92/81,7	3	SERIE 1310-1350	EDS
WD7017	30,2	92	3	MIXTE CLIPS EXT 30,2x92 / 28,6x60,2/64,9IC	EDS
S220	30,2	92,1	1	B220	EDS
WD40011	31	88,2	4	SANS CIRCLIPS A SERTIR - Mercedes	EDS
KR1740055	31	88,2	4	SANS CIRCLIPS A SERTIR - Mercedes	EDS
WD4010	31	88,2	1	SANS CIRCLIPS A SERTIR - Mercedes	EDS
10001057959	31	110,20	1	DB SPRINTER 9704100031	KEMPF
WD1080	31	110,20	2		EDS

# BLOC A CIRCLIPS EXTERIEURS

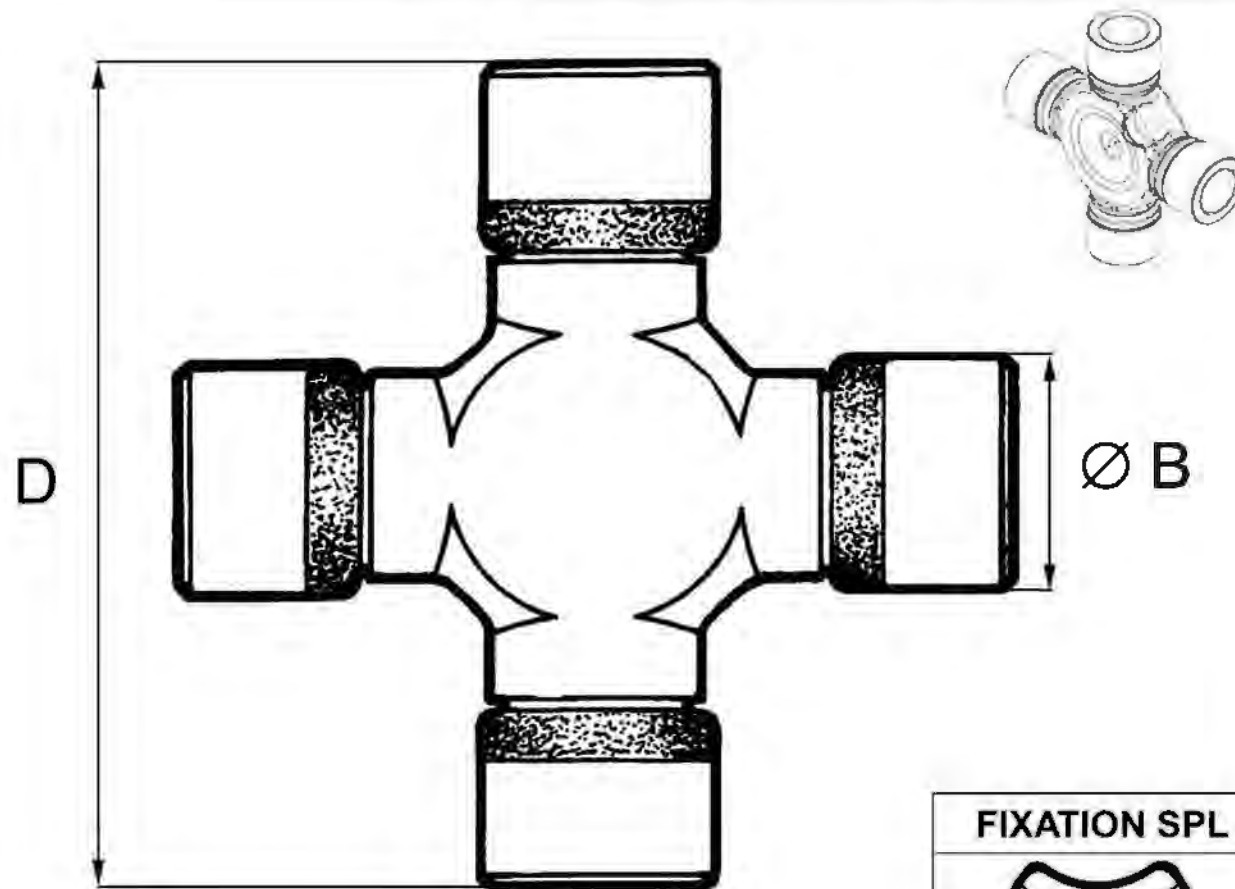


Type de Graissage	
	1 : A VIE
	2 : CENTRAL
	3 : LATERAL
	4 : 1 COUSSINET
	5 : 2 COUSSINETS

REFERENCE	Ø B	D	TYPE GRAISSAGE	REMARQUE	ORIGINE
2593A	31,75	81,36	2		EDS
WD1164	31,75	81,36	2 - 4		EDS
GUM75	31,8	102		mitsubishi	
WD1154	32	81,8	2		EDS
CR326	32	86	3	J. DEERE PONT ZFAPL 345	EDS
WD1236	32	86	1		EDS
50207000	32	95,6	3		SPICER IC-UG
CR325	32	95,6	2		UGO
50721000	32	106	3	EX 2C056	SPICER IC-UG
GUN31	32	107/112	2	NISSAN -roulement à rainure	GMB
GUIS66	33	93	2	ISUZU CONT.	GMB
GUT30	33,4	96	2		GMB
10312500854	34	89	2	UNIMOG	KLEIN
112011	34	97	1	TROU SUR 2 ROULEMENTS - ZF 0501310246	ELBE
112010001	34	97	2		ELBE
112012001	34	97	5	ZF = 81927253	ELBE
112020013	34 / 35	97	2	2 COUSSINETS Ø DIFFERENTS 34 / 35	ELBE
412021	34	106	5	SPECIAL PONT AVANT - TROU SUR 2 ROULEMENT	ELBE
GUT15	34	107	3	TOYOTA	GMB
0018217	34,9	92	2	SERIE 2025	DANA SPICER GWB
0018572	34,9	92	1	SERIE 2025	DANA SPICER GWB



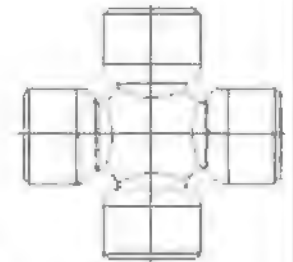
# BLOC A CIRCLIPS EXTERIEURS




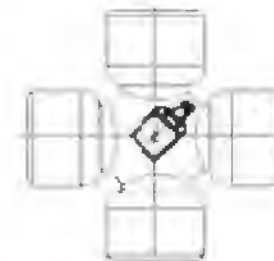
FIXATION SPL




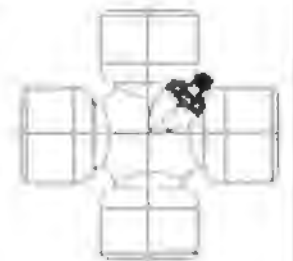
Type  
de  
Graissage




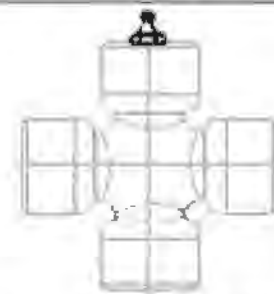
 1 : A VIE




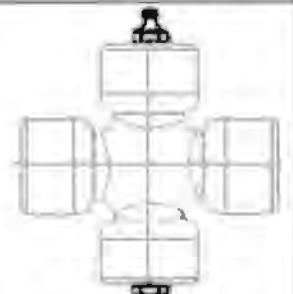
 2 : CENTRAL




 3 : LATERAL



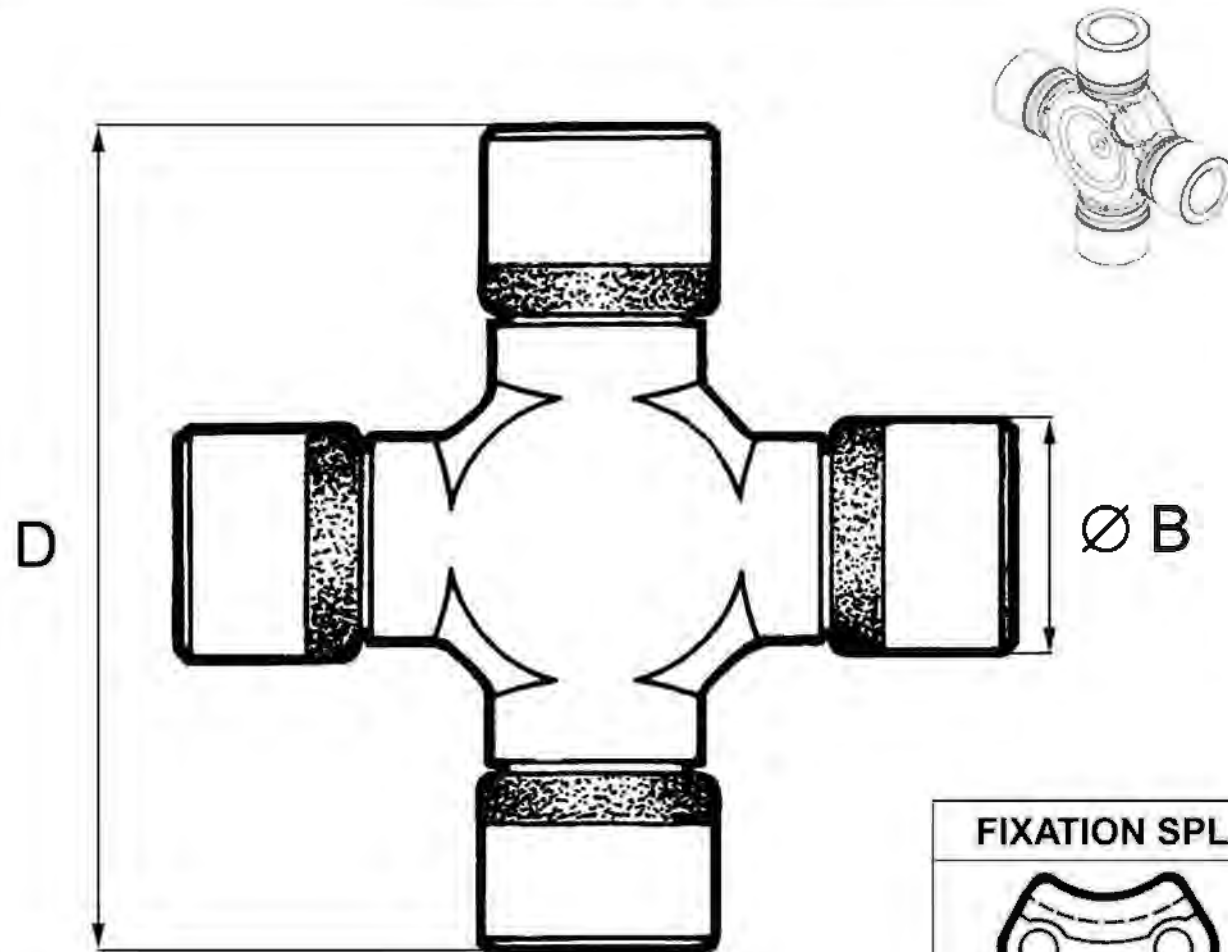
 4 : 1 COUSSINET



 5 : 2 COUSSINETS

REFERENCE	Ø B	D	TYPE GRAISSAGE	REMARQUE	ORIGINE
WD1247	34,9	92	5	SERIE 2025	EDS
WD1274	34,9/35	106,3/96,8	2	CASE	
5729X	34,9	106,3	3	HAUTES PERFORMANCES	DANA SPICER
SPL55X	34,9	106,3	1	HAUTES PERFORMANCES	DANA SPICER
SPL551X	34,9	106,3	3	HAUTES PERFORMANCES	DANA SPICER
5263X	34,9	106,3	3	EN EXTINCTION	DANA SPICER
3050458000	34,9	106,3	2	GC 506 / 2030 - DOUBLE GRAISSEUR	SPICER IC-UG
687300218	34,9	106,4	2	GC 506 / 2030 - DOUBLE GRAISSEUR	EDS
2880	34,9	106,4	2	GC 506 / 2030 - DOUBLE GRAISSEUR	EDS
WD1330	34,9	106,4	1	GC 506 / 2030	EDS
WD1371	34,9	106,4	1 / 5	GC 506 / 2030	EDS
5711X	34,9	126	3	RONDELLES FOND D'USURE	DANA SPICER
SPL701X	34,9	126,1	3	HAUTES PERFORMANCES	DANA SPICER
SPL70X	34,9	126,1	1	HAUTES PERFORMANCES	DANA SPICER
WD8043	35	93	1	330	EDS
WD8044	35	93	2	330	EDS
50830000	35	96,8	2	EX : SF5-843X	SPICER IC-UG
10001062950	35	96,8	2		KEMPF
WD13962	35	96,8	5	Graissage sur 2 roulements	EDS
112015	35	97	2		ELBE
1120170015	35	97	1		ELBE

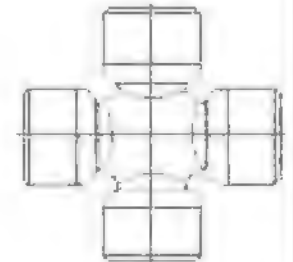
# BLOC A CIRCLIPS EXTERIEURS




FIXATION SPL




Type  
de  
Graissage



 1 : A VIE




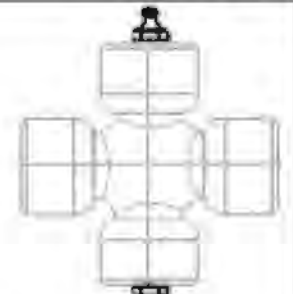
 2 : CENTRAL



 3 : LATERAL



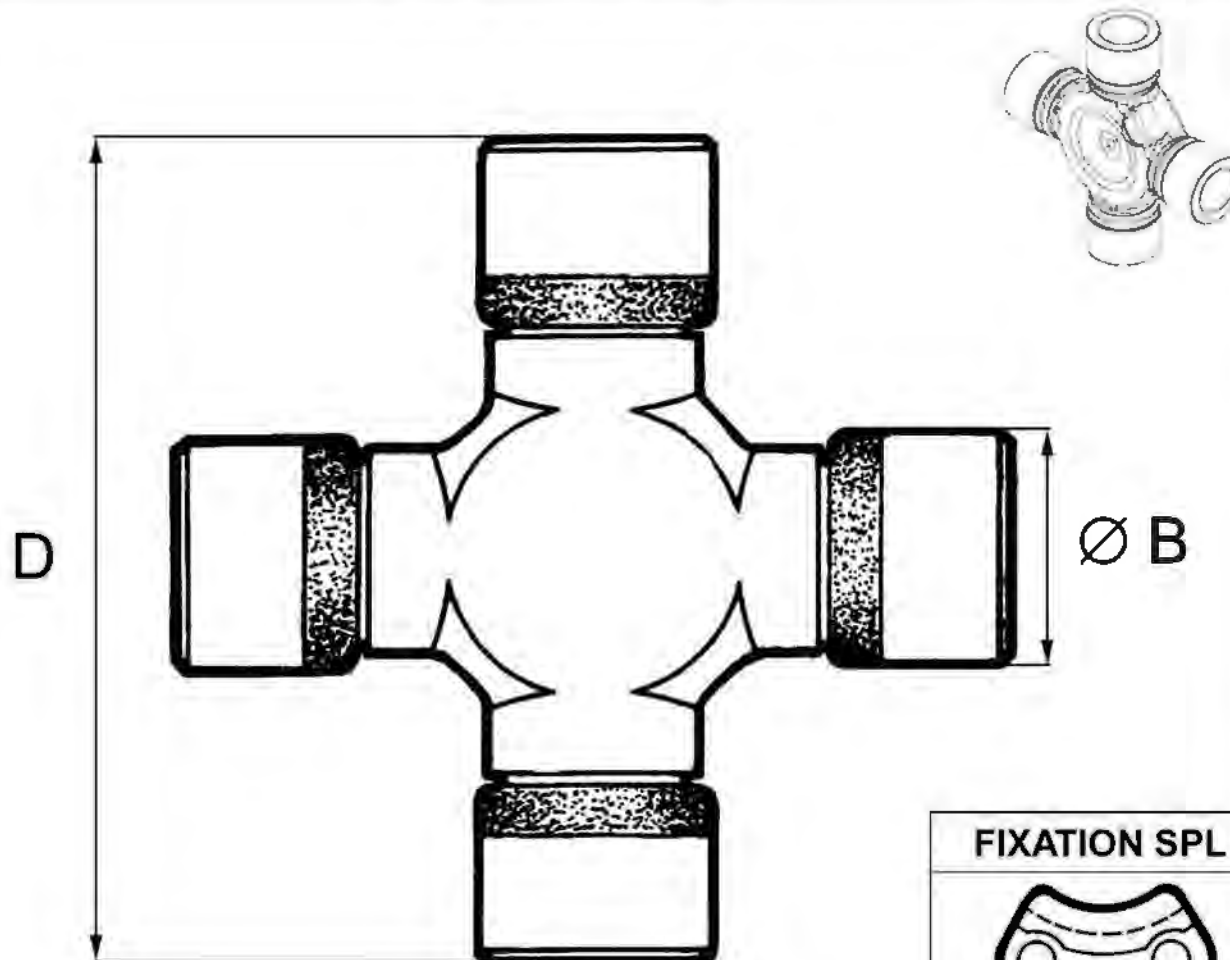
 4 : 1 COUSSINET



 5 : 2 COUSSINETS

REFERENCE	Ø B	D	TYPE GRAISSAGE	REMARQUE	ORIGINE
112017012	35	97	1	SPECIAL PONT AVANT - TROU SUR 2 ROULEMENT	ELBE
112012201	35	97	5		ELBE
112020013	35 / 34	97	2	2 COUSSINETS Ø DIFFERENTS 34 / 35	ELBE
21105030	35	97,3	3		GEWES
UJ514	35	99	2		EDS
GUIS62	35	103,92	2	ISUZU CONT.	GMB
GUN32	35,5	119,2	3	NISSAN	GMB
WD30367	36	97	3	ISUZU - PLAQUETTES AMOVIBLES	GMB
GUM72	36	104	2	MITSUBISHI	GMB
UJ516	36	110	3		EDS
10320010257	38	89,2	1	UNIMOG	KLEIN
WD1065	38	89,2	2	UNIMOG	EDS
GUM82	38	104	2	MITSUBISHI	GMB
WD1301	38	104,5	2		EDS
50825000	38	105,9	2		SPICER IC-UG
113010001	38	106	2		ELBE
113012001	38	106	5	KHD 6456	ELBE
113018001	38	106	1		ELBE
CR252	38	106	4		EDS
10319511597	38	110	1		KLEIN
10319700443	38	110	2		KLEIN

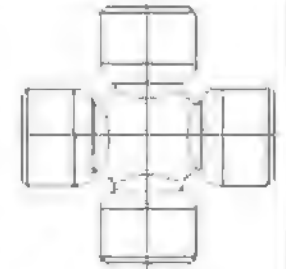
# BLOC A CIRCLIPS EXTERIEURS



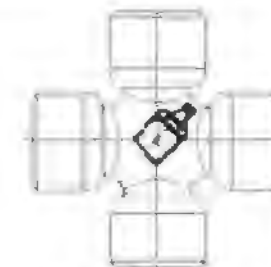
FIXATION SPL



Type  
de  
Graissage



1 : A VIE



2 : CENTRAL



3 : LATERAL



4 : 1 COUSSINET

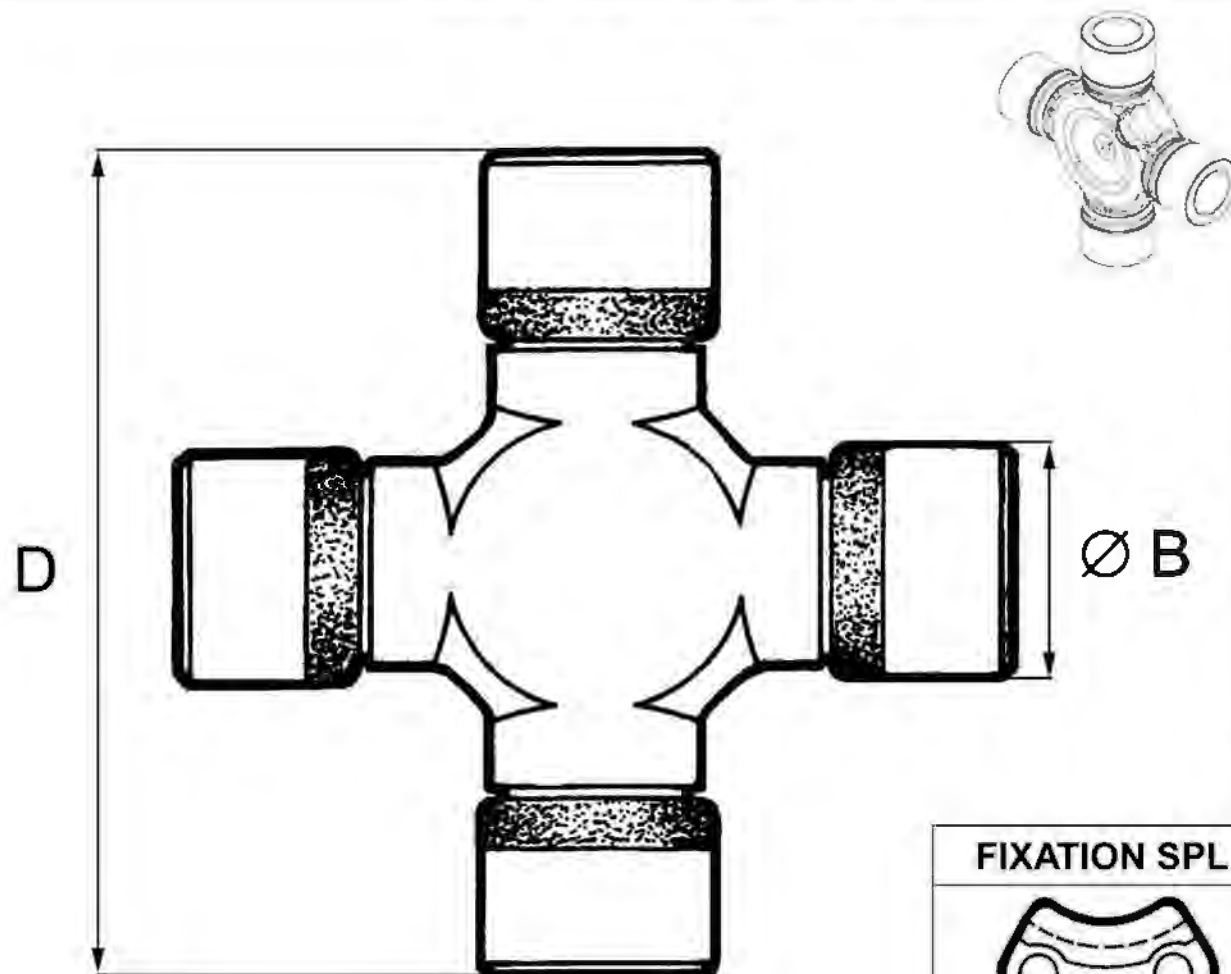



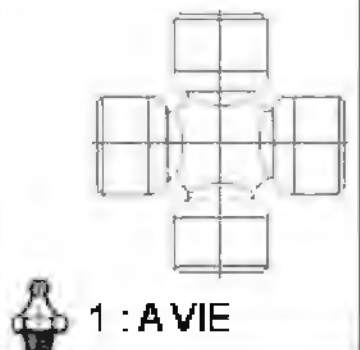
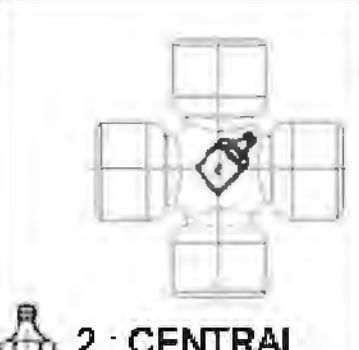
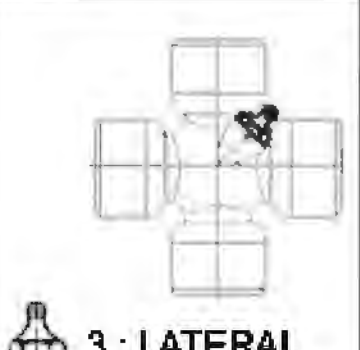

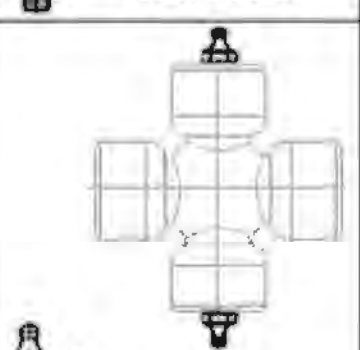
5 : 2 COUSSINETS



REFERENCE	Ø B	D	TYPE GRAISSAGE	REMARQUE	ORIGINE
21105530	38	112	3	KHD 4300771	GEWES
10324000416	38	112	2		KLEIN
WD80206	38	122	1	PONT AVANT - TROU SUR ROULEMENTS Elbe 414	EDS
0013996	38,8	109,5	3	WD1166	EDS
50976000	39	113	3		SPICER IC-UG
WD1158	39	127	3	SCANIA	EDS
50609000	39,7	106	2	KHD 04388140	SPICER IC-UG
2520	39,7	116	2	GC 606 DOUBLE GRAISSEUR	EDS
0017113	39,7	116	2	GC 606 DOUBLE GRAISSEUR - EX : E65 0020	DANA SPICER GWB
SF54500X	39,7	116	3	1535	GMB
50592000	39,7	116,4	3	EQUIVALENT SERIE 1500 GLAENZER	SPICER IC-UG
GUIS64	40	115	2	ISUZU	GMB
WD30377	40	118			GMB
5165X	41,2	142	3		DANA SPICER
SPL901X	41,3	126	2	SPL 90 DOUBLE GRAISSEUR / IVECO 42532346	DANA SPICER
SPL100X	41,3	126	1	SPL 90	DANA SPICER
10325311826	42	104,5	2	TYPE GWB SERIE 587 - 15	KLEIN
2380	42	104,5	2	TYPE GWB SERIE 587 - 15	EDS
WD1410	42	104,5	1	TYPE GWB SERIE 587 - 15 / GV	EDS
WD1367	42	104,5	5	SERIE 587 - 15 / 4 GRAISSEURS SUR COUSSINETS	EDS
10311066950	42	106	2	MERCEDES	KEMPF

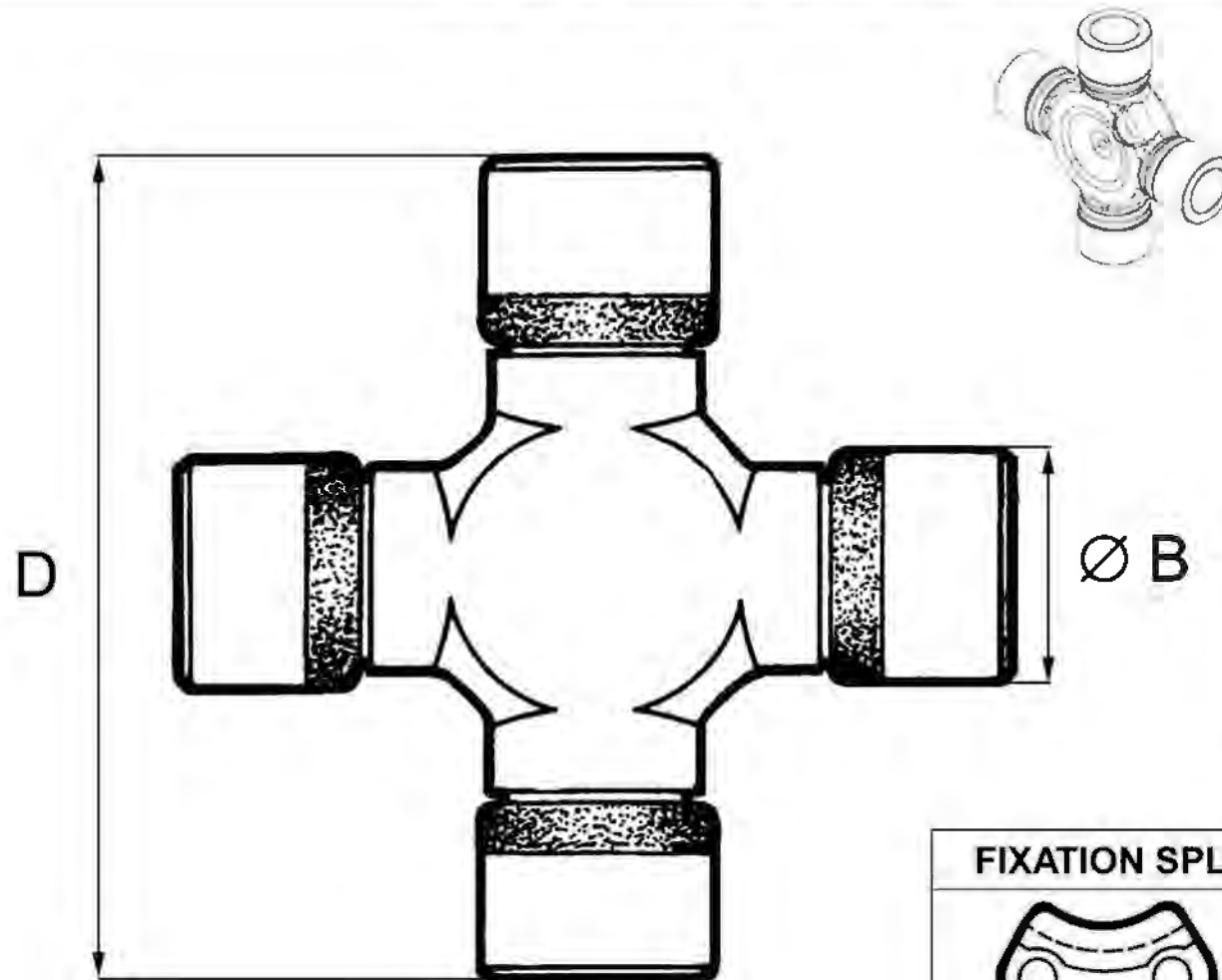
# BLOC A CIRCLIPS EXTERIEURS



Type de Graissage	
	 1 : A VIE
	 2 : CENTRAL      3 : LATERAL
	 4 : 1 COUSSINET      5 : 2 COUSSINETS

REFERENCE	Ø B	D	TYPE GRAISSAGE	REMARQUE	ORIGINE
10311066968	42			ROULEMENT POUR BLOC 1031-1066-950	
10311066959	42	106	1	MERCEDES = 971 410 0031	KEMPF
WD1640	42	106	2		EDS
148015001	42	117,5	2		ELBE
148016001	42	117,5	5		ELBE
0017313	42	119,4	2	IVECO EUROCARGO - 2035 - DOUBLE GRAISSEUR	DANA SPICER GWB
2680	42	119,4	2	IVECO EUROCARGO - 2035 - DOUBLE GRAISSEUR	EDS
0019058	42	119,4	1	2035	DANA SPICER GWB
WD1363	42	119,4	2 + 5	2035 - 4 x G/C	EDS
Graisseurdoublepourbloc2035=réf:1000008601111					
WD80216	42	122	1	JOINT DOUBLE - TROU SUR ROULEMENTS Elbe 415	EDS
115010	42	123	2	avec taraudage sur roulements pour faire graisseur 5	ELBE
115012	42	123	5		ELBE
415021	42	123	1	SPECIAL JOINT DOUBLE - TROU SUR 2 ROULEMENT	ELBE
GUIS55	42	130	2	avec rainure face roulement Lg 125 fond de rainure - plaquettes amovibles	
GUN41	43	135,5	2	NISSAN CONT. - PLAQUETTES AMOVIBLES	GMB
SF5846X	44	124,8	2	287-30	EDS
WD30445	44	129	2	PLAQUETTES AMOVIBLES - MITSUBISHI	EDS
WD12485	45	118,1	2	Klein 260	EDS
50930000	45	120,4	2	EX : SF5 - 853X / MERCEDES	SPICER IC-UG
10311072950	45	120,4	2		KEMPF

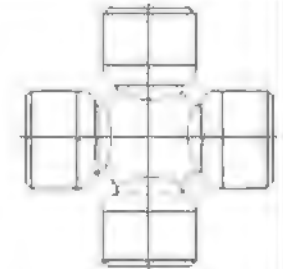
# BLOC A CIRCLIPS EXTERIEURS




**FIXATION SPL**




Type  
 de  
 Graissage




 1 : A VIE




 2 : CENTRAL




 3 : LATERAL



 4 : 1 COUSSINET

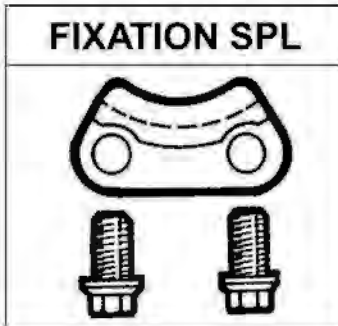
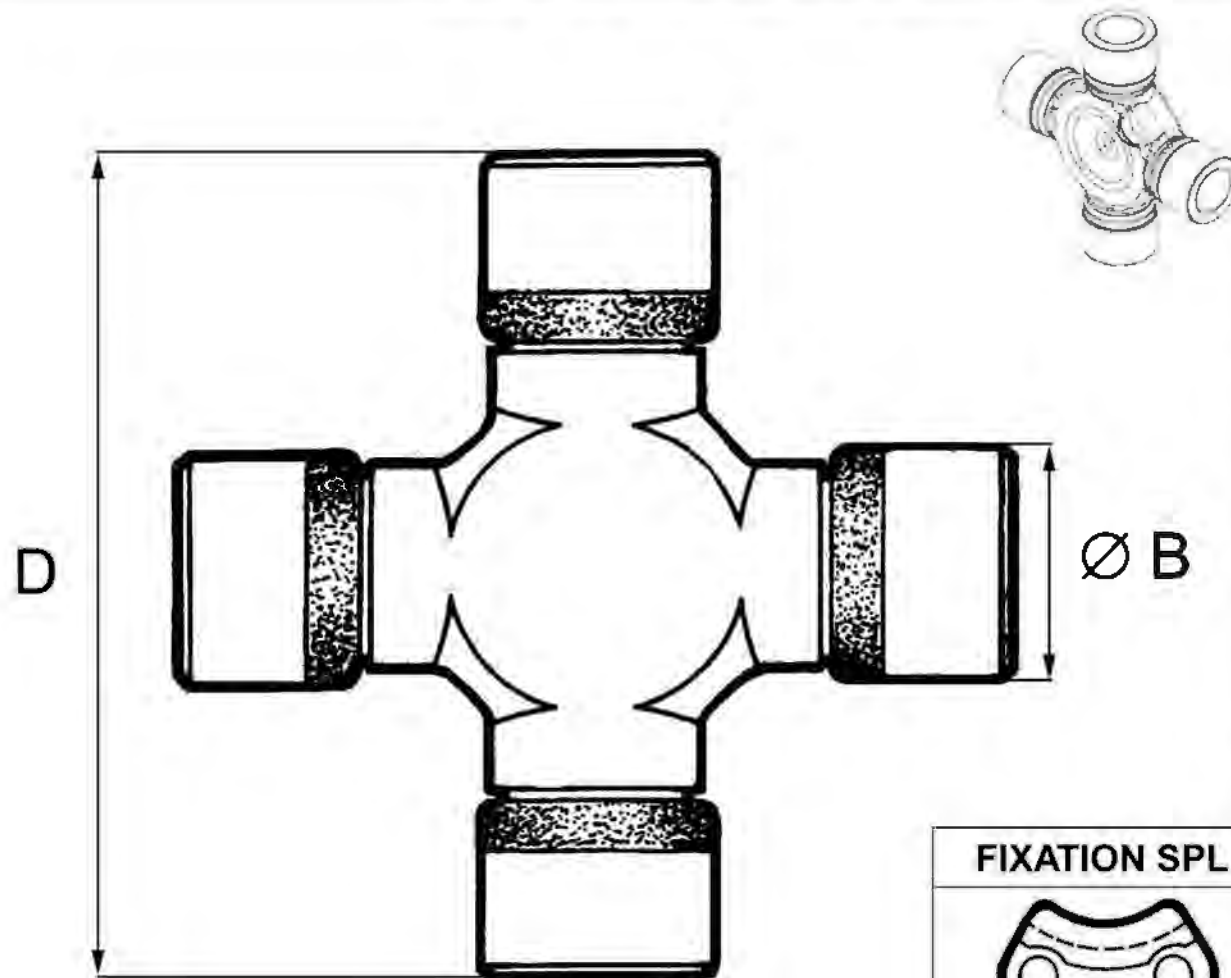



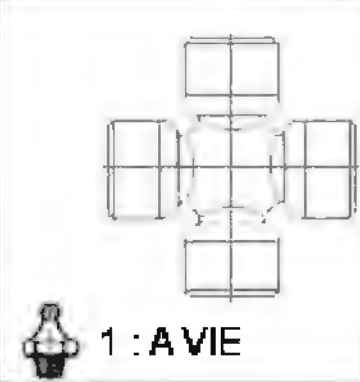
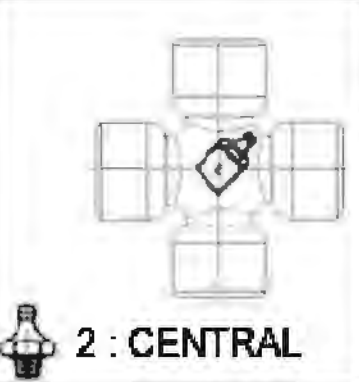
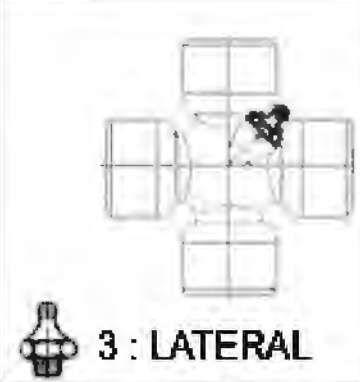
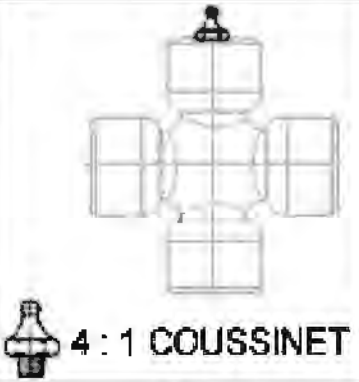
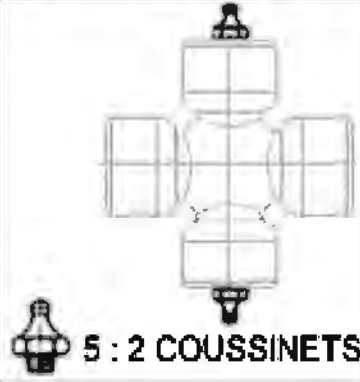
 5 : 2 COUSSINETS

REFERENCE	Ø B	D	TYPE GRAISSAGE	REMARQUE	ORIGINE
SF5854X	45	121,2	2		GMB
WD80226	45	121,5	1	JOINT DOUBLE - TROU SUR ROULEMENTS Elbe 416	EDS
116010	45	131	2		ELBE
WD11446	45	131	1	JOINT DOUBLE - TROU SUR ROULEMENTS Elbe 116	EDS
118010	45	152	2		ELBE
118012	45	152	4		ELBE
WD80236	45	152	1	JOINT DOUBLE - TROU SUR ROULEMENTS Elbe 418	EDS
WD30415	46	148	2	PLAQUETTES AMOVIBLES - MITSUBISHI	EDS
UJ511	47	124		PLAQUETTES AMOVIBLES	
SF5910X	47	131,2	2		KEMPF
WD12777	47	132,2	3	GEWES 57	EDS
WD30535	47	140	2	KING LONG BUS - Fix. plaq. 2 vis	EDS
UJ517	47	144	2	PLAQUETTES AMOVIBLES	EDS
WD1259	47	156	2	TATRA	EDS
2660	47,6	135	2	GC706 / 2040 - DOUBLE GRAISSEUR	EDS
F650071RA	47,6	135	2	GC706 / 2040 - DOUBLE GRAISSEUR	SPICER IC-UG
0017032	47,6	135	2	GC706 / 2040 - DOUBLE GRAISSEUR	DANA SPICER GWB
WD1011	47,6	135	2	GRAISSE HT	EDS
0019032	47,6	135	1	GC706 / 2040	DANA SPICER GWB
WD1364	47,6	135	5	4 GRAISSEURS SUR COUSSINETS	EDS
WD3030	47,6	135	3		EDS



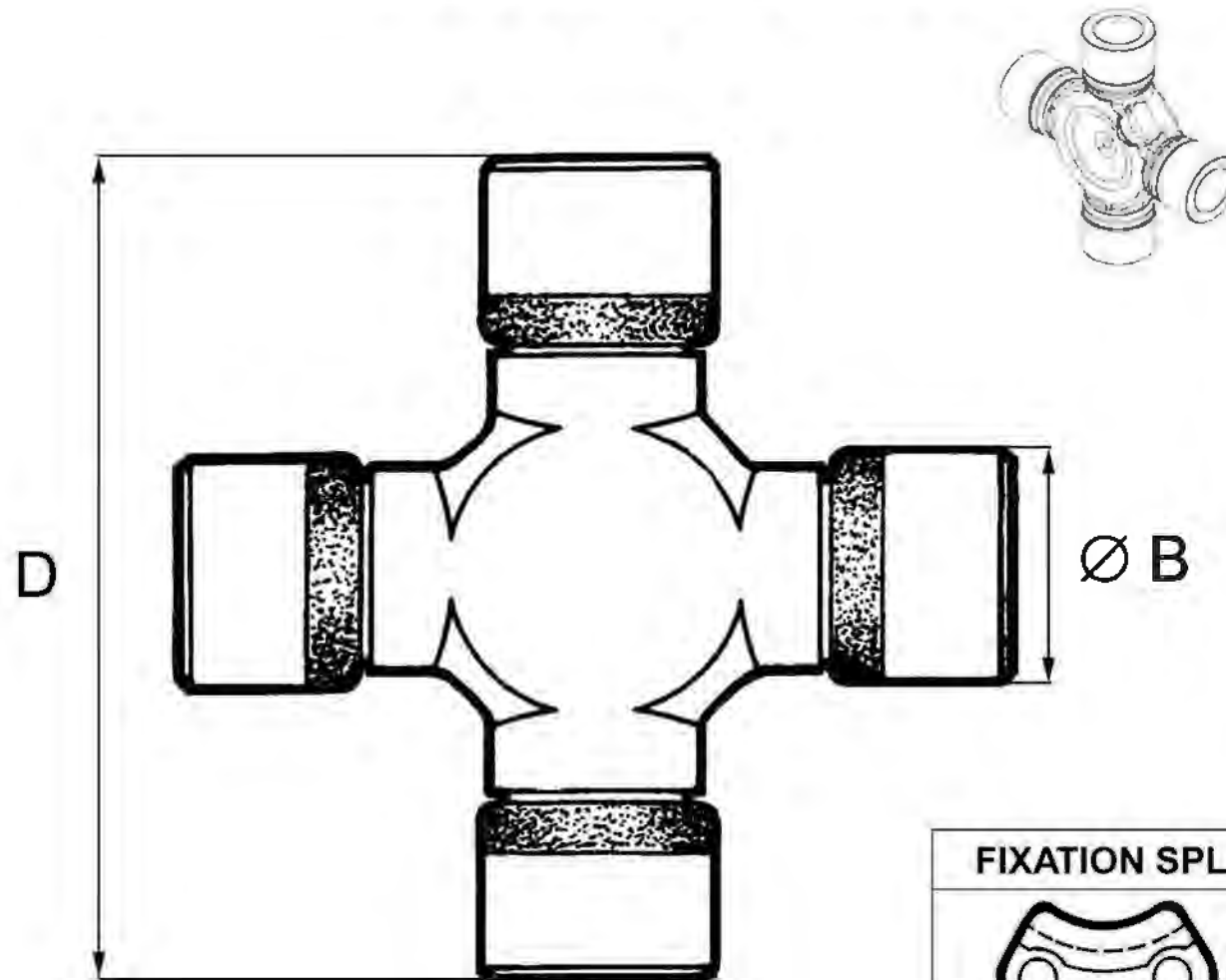
# BLOC A CIRCLIPS EXTERIEURS



Type de Graissage	
	 1 : A VIE
	 2 : CENTRAL      3 : LATERAL
	 4 : 1 COUSSINET      5 : 2 COUSSINETS

REFERENCE	Ø B	D	TYPE GRAISSAGE	REMARQUE	ORIGINE
10337510412	48	116,5	2	TYPE GWB SERIE 587 - 20	KLEIN
1760	48	116,5	2	TYPE GWB SERIE 587 - 20	EDS
WD1435	48	116,5	1	TYPE GWB SERIE 587 - 20	EDS
10311073950	48	126	2	MERCEDES	KEMPF
10311073968	48			ROULEMENT POUR BL OC 1031-1073-950	KEMPF
10311073959	48	126	1	MERCEDES	KEMPF
12451073950	48	126	5	MERCEDES	KEMPF
10311073957	48	126		BATEAU - BARBOTAGE DANS HUILE - Trou sur roulement	KEMPF
2320	48	126	2	MERCEDES	EDS
10001075950	48	131,2	2	EX : SF5 - 9102X	KEMPF
WD11425	48	132,2	2	Série 58	EDS
SF59103X	48	134	2		ELBE
10349020733	48	135,4	2	MAN - DAF SERIE 687 - 40 / GKN 2040	KLEIN
10349020322	48	135,4	1	MAN - DAF SERIE 687 - 40 / GKN 2040	KLEIN
WD1045EDS	48	135,4	1	MAN - DAF SERIE 687 - 40 / GKN 2040	EDS
48X149	48	149	2	KOMATSU / Rainure sur roulement Lg 145 fond rainue / Plaquettes amovible	EDS
1000	49	135	3		
SPL1401X	49,2	138,6	2	FIXATION TAQUET 2 VIS SPL 140 DOUBLE GRAISSEUR	DANA SPICER
2340	49,2	154,8	2	GC806/2050 DOUBLE GRAISSEUR	EDS
G650071RA	49,2	154,8	2	GC806/2050 DOUBLE GRAISSEUR	SPICER IC-UG
0017115	49,2	154,8	3	LIVRE AVEC 2 PLAQUETTES AMOVIBLES	DANA SPICER GWB

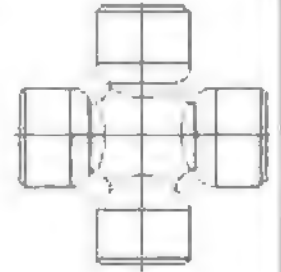
# BLOC A CIRCLIPS EXTERIEURS



FIXATION SPL




Type  
de  
Graissage



 1 : A VIE




 2 : CENTRAL



 3 : LATERAL



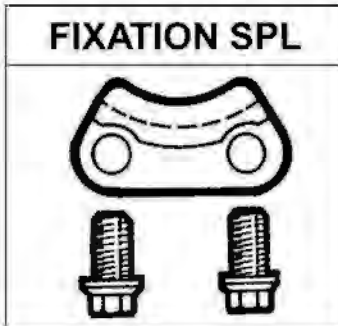
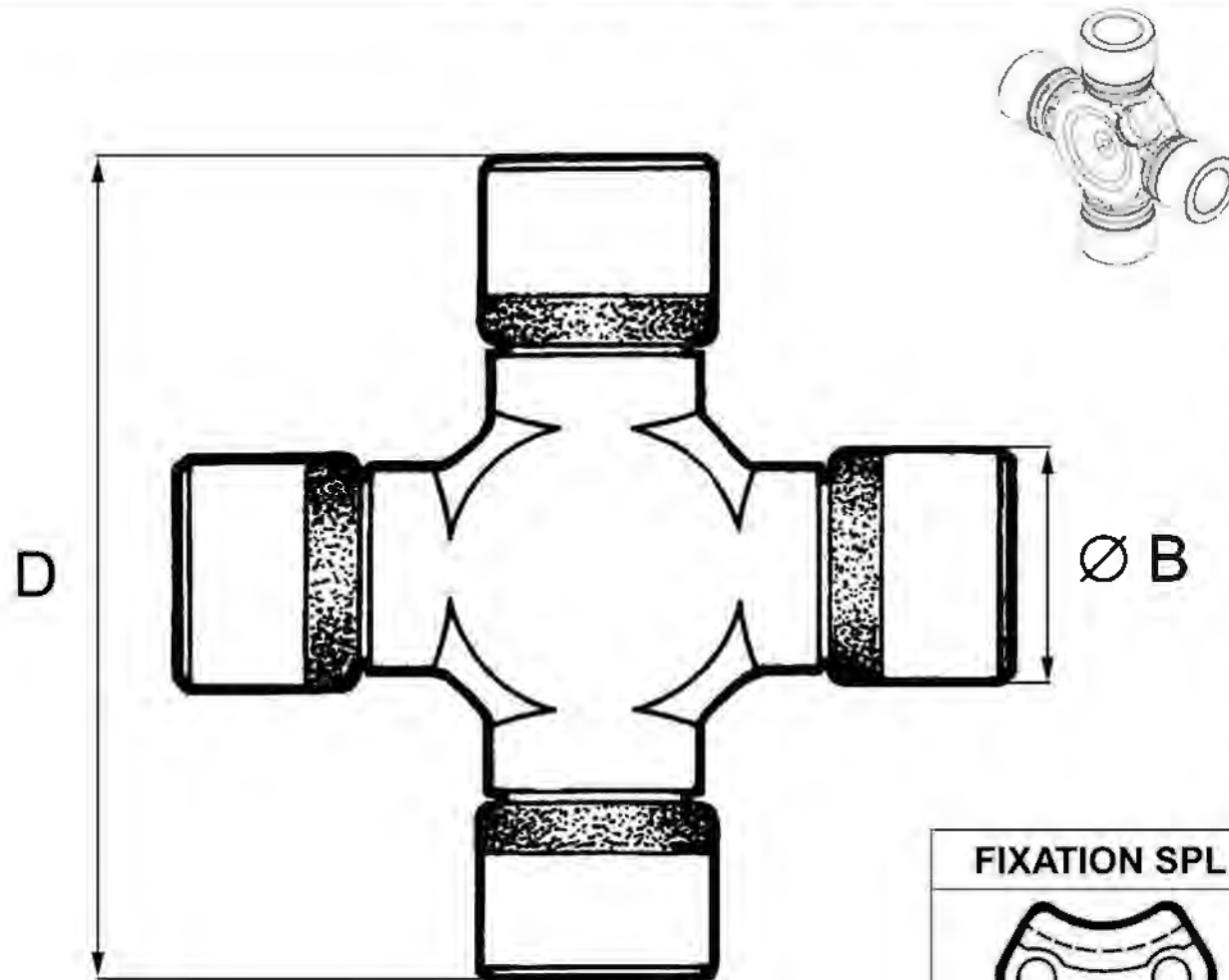
 4 : 1 COUSSINET

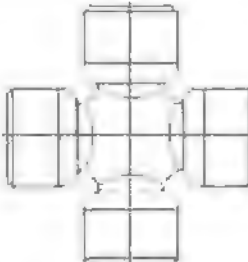
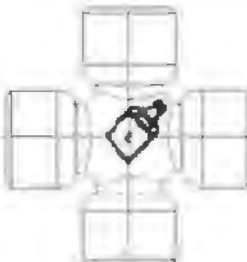
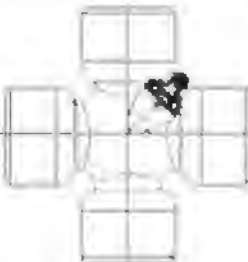




 5 : 2 COUSSINETS

REFERENCE	Ø B	D	TYPE GRAISSAGE	REMARQUE	ORIGINE
WD15265	49,2/52	157/133	2	587-30 / 1710 HR	EDS
SF5911X	50	131,2	2		GMB
SF5482X	50	152,8	2		GMB
10340020732	52	133	2	TYPE GWB SERIE 587 - 30	KLEIN
10340020200	52	133	1	TYPE GWB SERIE 587 - 30	KLEIN
1740	52	133	2	TYPE GWB SERIE 587 - 30	EDS
WD1369	52	133	2 + 5x2	TYPE GWB SERIE 587 - 30	EDS
WD15265	52/49,2	133/157	2	587-30 / 1710 HR	EDS
687450218	52	147	2	Equivalent GKN 2045	EDS
10359020734	52	147	2	Equivalent GKN 2045	KLEIN
103590A9708	52	147	1	Equivalent GKN 2045	KLEIN
0017033	52	147	2	COMPACT 2045	DANA SPICER GWB
0019039	52	147	1	COMPACT 2045	DANA SPICER GWB
WD1010	52	147	2	COMPACT 2045 - HAUTE TEMPERATURE	EDS
2700	52	147	2	Equivalent GKN 2045	EDS
WD1365	52	147	5	graisseurs sur 4 roulements	EDS
WD30345	52	153,8	2	PLAQUETTES AMOVIBLES - MITSUBISHI	EDS
15311075950	53	135	2	MERCEDES Réf : 3634100631 / 6204100131	KEMPF
153110754968	53			ROULEMENT POUR BLOC 1531-1075-950	KEMPF
15311075959	53	135	1	MERCEDES Réf : 9424100131	KEMPF
15311075955	53	135	5	4 GRAISSEURS SUR COUSSINETS	KEMPF

# BLOC A CIRCLIPS EXTERIEURS

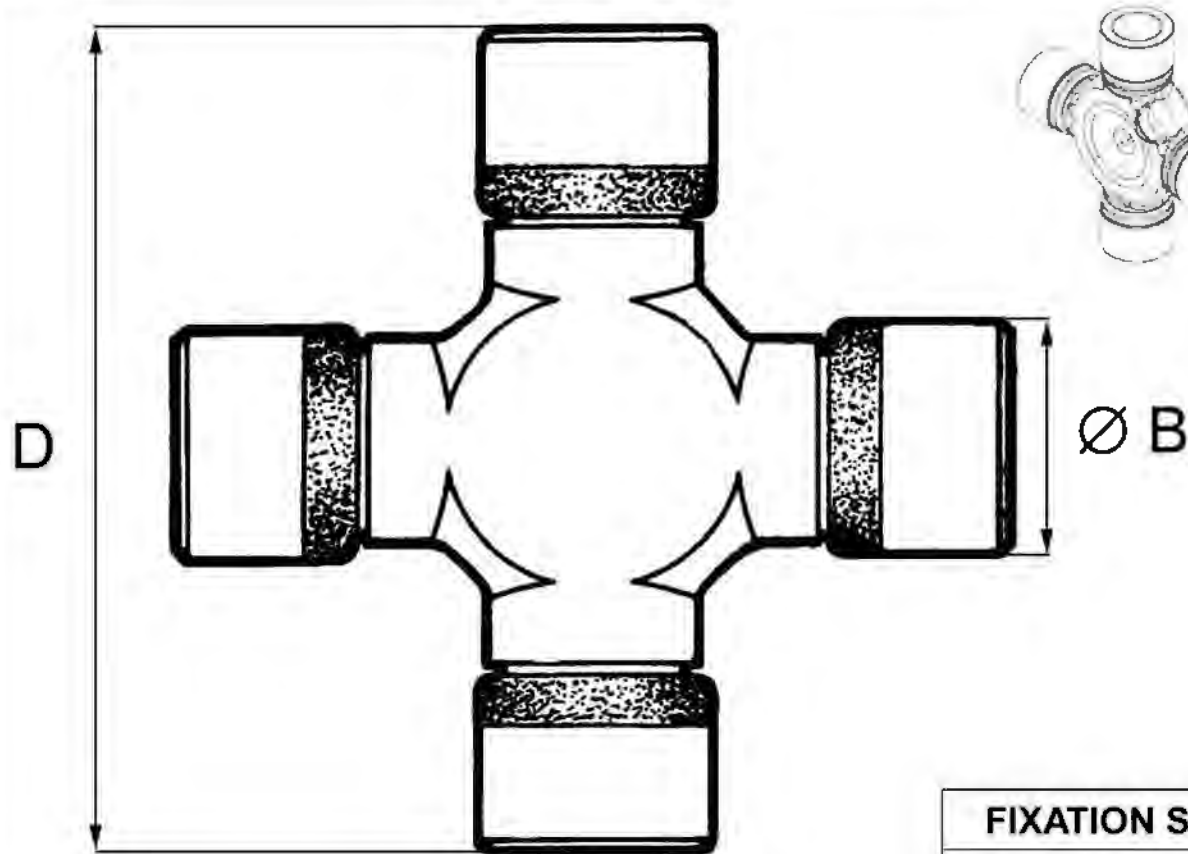


Type de Graissage	
	1 : A VIE
	2 : CENTRAL
	3 : LATERAL
	4 : 1 COUSSINET
	5 : 2 COUSSINETS



REFERENCE	Ø B	D	TYPE GRAISSAGE	REMARQUE	ORIGINE
1600	53	135	2	MERCEDES Réf : 3634100631 / 6204100131	EDS
SPL1701X	55	163,9	2	FIXATION TAQUET 2 VIS SPL 170 DOUBLE GRAISSEUR	DANA SPICER
0012687	55	164	2	TYPE GWB SERIE 387 - 40	DANA SPICER GWB
5185X	55,5	205,5	2	1880 DOUBLE GRAISSEUR	DANA SPICER
10360020735	57	144	2	TYPE GWB SERIE 587 - 35 / 36	KLEIN
10360020269	57	144	1	587 - 35 / 36 MAN:81393746003/81391086229	KLEIN
WD13709	57	144	2x5	Graisseur sur 4 coussinet	GWB
1720	57	144	2	TYPE GWB SERIE 587 - 35 / 36	EDS
10365020737	57	152	2	TYPE GWB SERIE 587-42 2055	KLEIN
11760010278	57			ROULEMENT POUR BLOC 103-650-11691	KLEIN
103620A9714	57	152	1	TYPE GWB SERIE 587-42 2055	KLEIN
0017034	57	152	2	TYPE GWB SERIE 587-42 2055	DANA SPICER GWB
0019042	57	152	1	TYPE GWB SERIE 587-42 2055	DANA SPICER GWB
0018445	57	152	2	TYPE GWB SERIE 587-42 2055 - HAUTE TEMPERATURE	DANA SPICER GWB
2111732004	57	152	4	TYPE GWB SERIE 587-42 2055	GEWES
WD13669	57	152	2 + 5	graisseurs sur 4 roulements et central	GEWES
687550218	57	152	2	TYPE GWB SERIE 587-42 2055	EDS
1620	57	152	2	TYPE GWB SERIE 587-42 2055	EDS
162010	57	152	1	TYPE GWB SERIE 587-42 2055	EDS
10368010359	57	172	2	IVECO Réf : 93157114	KLEIN
10368020210	57	172	1	IVECO	KLEIN

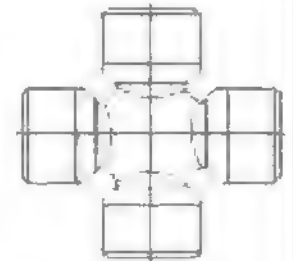
# BLOC A CIRCLIPS EXTERIEURS




FIXATION SPL




Type  
de  
Graissage




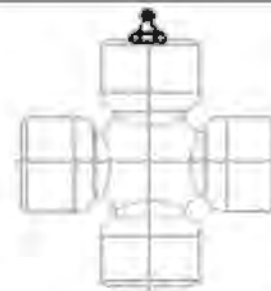
 1 : A VIE



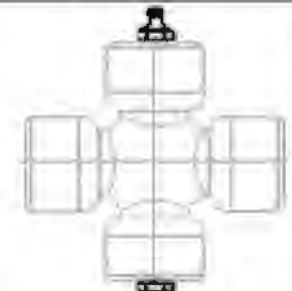
 2 : CENTRAL



 3 : LATERAL



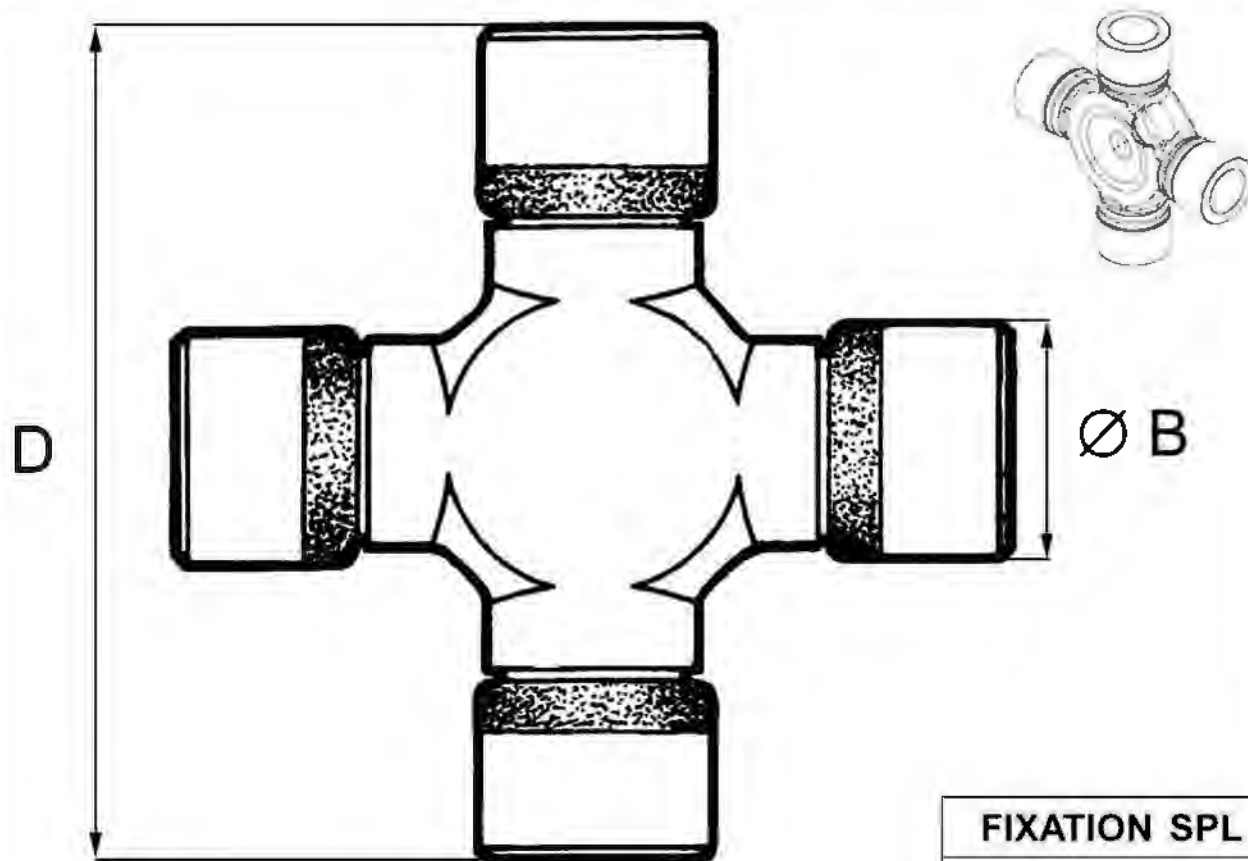
 4 : 1 COUSSINET



 5 : 2 COUSSINETS

REFERENCE	Ø B	D	TYPE GRAISSAGE	REMARQUE	ORIGINE
2620	57	172	2	IVECO Réf : 93157114	EDS
H650051RA	59	167,6	2	GC906 2060 / DOUBLE GRAISSEUR	SPICER IC-UG
0017446	59	167,6	2	GC906 2060	DANA SPICER GWB
0019043	59	167,6	1	GC906 2060	DANA SPICER GWB
2000	59	167,6	2	GC 906 2060 / DOUBLE GRAISSEUR	EDS
2540	59	167,6	2	GC906 2060 / DOUBLE GRAISSEUR / RENFORCEE	EDS
SPL2501X	60	162,8	2	FIXATION TAQUET 2 VIS SPL 250 DOUBLE GRAISSEUR	DANA SPICER
1060	60	170	3	IVECO / RAINURE SUR LES 4 ROULEMENTS	EDS
19050	65	143/220	2	190-50 - LG D MESUREE ENTRE EPAULEMENT INTERNE	GEWES
0014186	65	172	2	GWB 2065 - 587-48	DANA SPICER GWB
10370010113	65	172	2	2065 - IVECO 93156581	KLEIN
11770010268	65			ROULEMENT POUR BLOC 103-700-10113	KLEIN
10370020109	65	172	1	GKN 2065 - 587-48	KLEIN
0019059	65	172	1	GKN 2065 - 587-48	GWB
0122016001	65	172	5	Graisseurs sur 2 roulements	ELBE
10001100955	65	172	2 + 5	4 GRAISSEURS SUR COUSSINETS ET CENTRAL	EDS
10001100957	65	172		TROU CENTRAL	
2180	65	172	2	GKN 2065 - 587-48	EDS
512082X	65	190	3	SCANIA P600	
0013603	72	185	2	GWB SERIE 587 - 50	GWB
WD13525	72	185	2		EDS

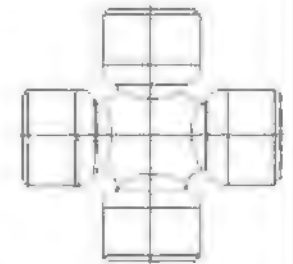
# BLOC A CIRCLIPS EXTERIEURS



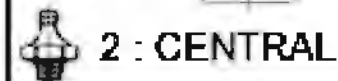
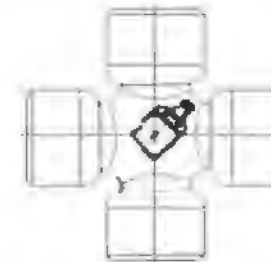
FIXATION SPL



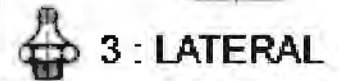
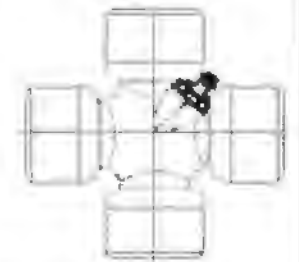
Type  
de  
Graissage




1 : A VIE



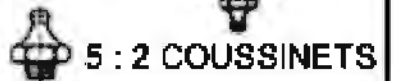
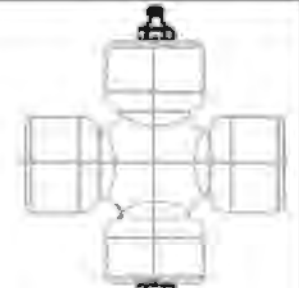
2 : CENTRAL



3 : LATERAL



4 : 1 COUSSINET

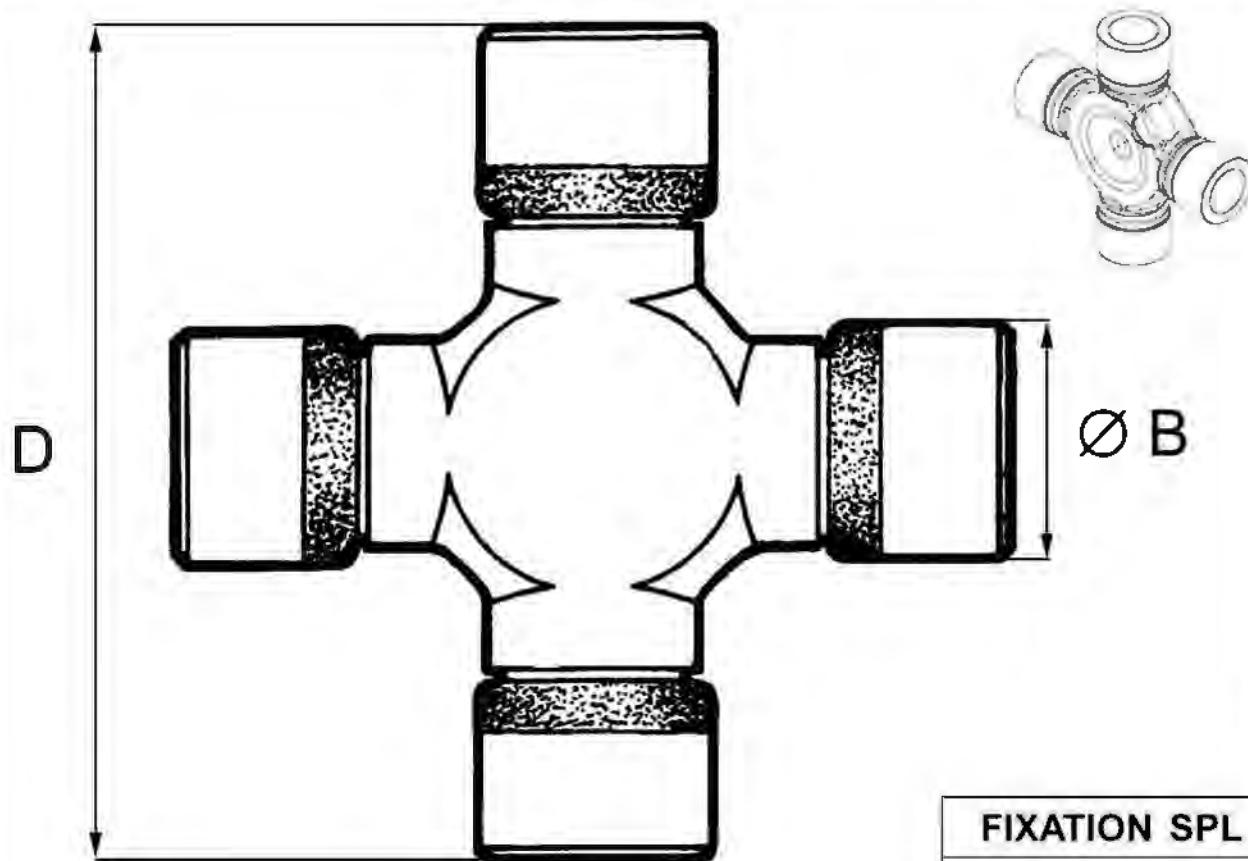


5 : 2 COUSSINETS

REFERENCE	Ø B	D	TYPE GRAISSAGE	REMARQUE	ORIGINE
WD13064	72	185	5	4 GRAISSEURS SUR COUSSINETS / GWB 587-50	GWB
WD14329	72	185	5	4 GRAISSEURS SUR COUSSINETS + 1 GC	EDS
WD21189	74	129/222	2+5x2	392-50 - LG D MESUREE ENTRE EPAULEMENT INTERNE	KUSSEL
WD21629	74	129/222	2+5x2	392-50 - LG D MESUREE ENTRE EPAULEMENT INTERNE	EDS
WD21369	74	129/222	5x2	392-50 - LG D MESUREE ENTRE EPAULEMENT INTERNE	GWB
WD20027	74	154/244	3	190-55 - LG D MESUREE ENTRE EPAULEMENT INTERNE	GWB
WD21613	74	154/244	3 + 5x2	190-55 - LG D MESUREE ENTRE EPAULEMENT INTERNE	EDS
13925067000001820	74	RONDELLE précharge roulement Ep 1,82 pour bloc à épaulement interne			
13925067000002000	74	RONDELLE précharge roulement Ep 2,00 pour bloc à épaulement interne			
WD12165	74	171	2		EDS
10001105952	74	179,9	2		KEMPF
10001105953	74	179,9	5	4 GRAISSEURS SUR COUSSINETS	KEMPF
I130	74	185	2	INDUSTRIEL	
10001105950	74	195	2	INDUSTRIEL	KEMPF
10001105955	74	195	5	INDUSTRIEL	KEMPF
WD11165	74	217	2	TYPE GWB SERIE 587 - 55	GWB
WD13749	74	217	2+5x2	TYPE SERIE 587 - 55	EDS
WD20705	83	129/235,8	2	390-60 - LG D MESUREE ENTRE EPAULEMENT INTERNE (VIS39060)	GEWES
WD20095	83	129/235,8	2	390-60 - LG D MESUREE ENTRE EPAULEMENT INTERNE (VIS39060)	GWB
WD21634	83	129/235,8	5x2	390-60 - LG D MESUREE ENTRE EPAULEMENT INTERNE	EDS
21118503	83	129/235,8	2+5x2	390-60 - LG D MESUREE ENTRE EPAULEMENT INTERNE	GEWES



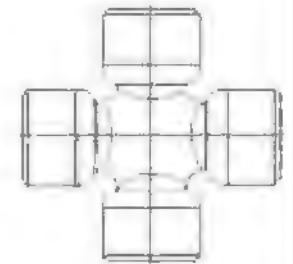
# BLOC A CIRCLIPS EXTERIEURS



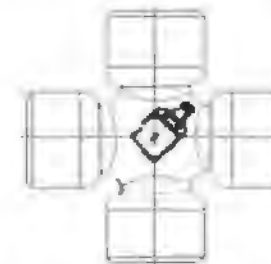
FIXATION SPL



Type  
de  
Graissage



1 : A VIE



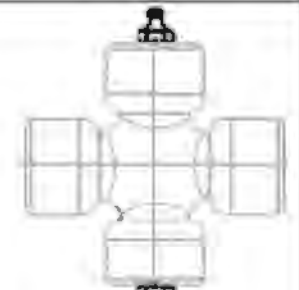
2 : CENTRAL



3 : LATERAL



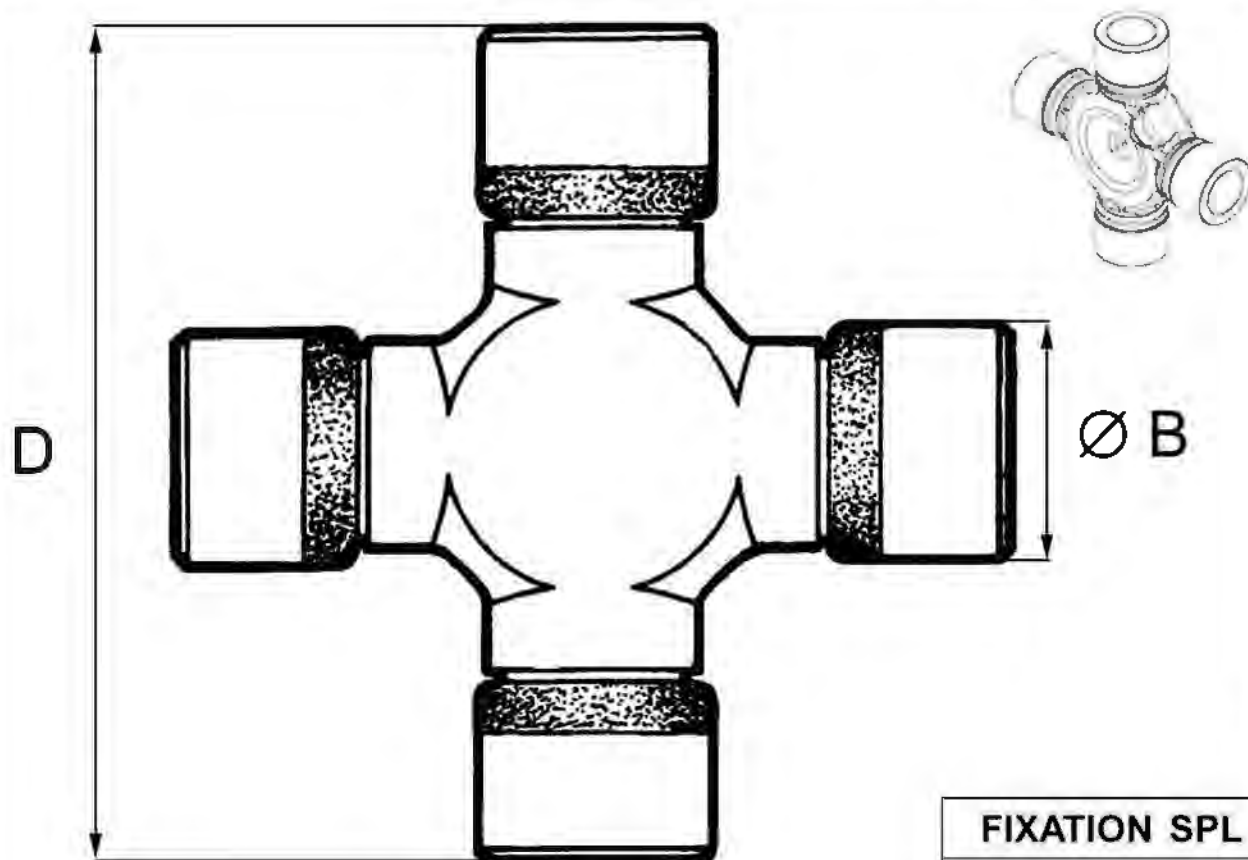
4 : 1 COUSSINET



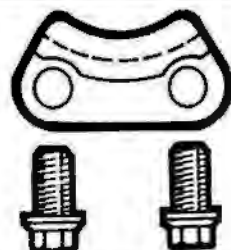
5 : 2 COUSSINETS

REFERENCE	Ø B	D	TYPE GRAISSAGE	REMARQUE	ORIGINE
WD20979	83	139/246	5	392-55 292-55 / LG D MESUREE ENTRE EPAULEMENT INTERNE	GEWES
WD20155	83	139/246	5	392-55 292-55 / LG D MESUREE ENTRE EPAULEMENT INTERNE	GWB
WD21649	83	139/246	2+5x2	392-55 292-55 / LG D MESUREE ENTRE EPAULEMENT INTERNE	EDS
WD21299	83	139/246	2+5x2	392-55 292-55 / LG D MESUREE ENTRE EPAULEMENT INTERNE	GEWES
WD20927	83	175/280	3	190-60 - LG D MESUREE ENTRE EPAULEMENT INTERNE (VIS19060)	GEWES
WD21177	83	175/280	3	190-60 - LG D MESUREE ENTRE EPAULEMENT INTERNE (VIS19060)	KUSSEL
WD20037	83	175/280	3	190-60 - LG D MESUREE ENTRE EPAULEMENT INTERNE (VIS19060)	GWB
WD21443	83	175/280	3+5x2	190-60 - LG D MESUREE ENTRE EPAULEMENT INTERNE (VIS19060)	EDS
13906067000002500	83	RONDELLE précharge roulement Ep 2,5 pour bloc à épaulement interne			
WD11509	83	179,9	2+5x2	INDUSTRIEL WT225.8	EDS
I210	83	190	2	INDUSTRIEL	
13001115951	83	195	2	INDUSTRIEL	KEMPF
I230	83	217	2	INDUSTRIEL	
10001115950	83	220	2	INDUSTRIEL	KEMPF
10001115955	83	220	5	INDUSTRIEL	KEMPF
10001115959	83	220	1	INDUSTRIEL	KEMPF
WD10025	83	231,4	2	587-60	GWB
WD12445	83	231,4	2	587-60	GEWES
WD13759	83	231,4	2 + 5x2	587-60	GWB
WD20105	95	139/258,8	2	390-65 - LG D MESUREE ENTRE EPAULEMENT INTERNE	GWB
WD20555	95	139/258,8	2	390-65 - LG D MESUREE ENTRE EPAULEMENT INTERNE	GEWES

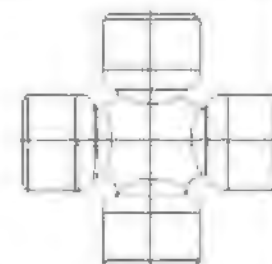
# BLOC A CIRCLIPS EXTERIEURS



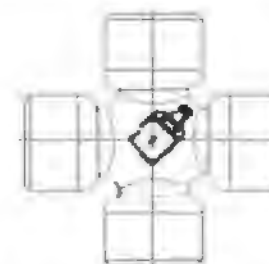
FIXATION SPL



Type  
de  
Graissage



1 : A VIE



2 : CENTRAL



3 : LATERAL



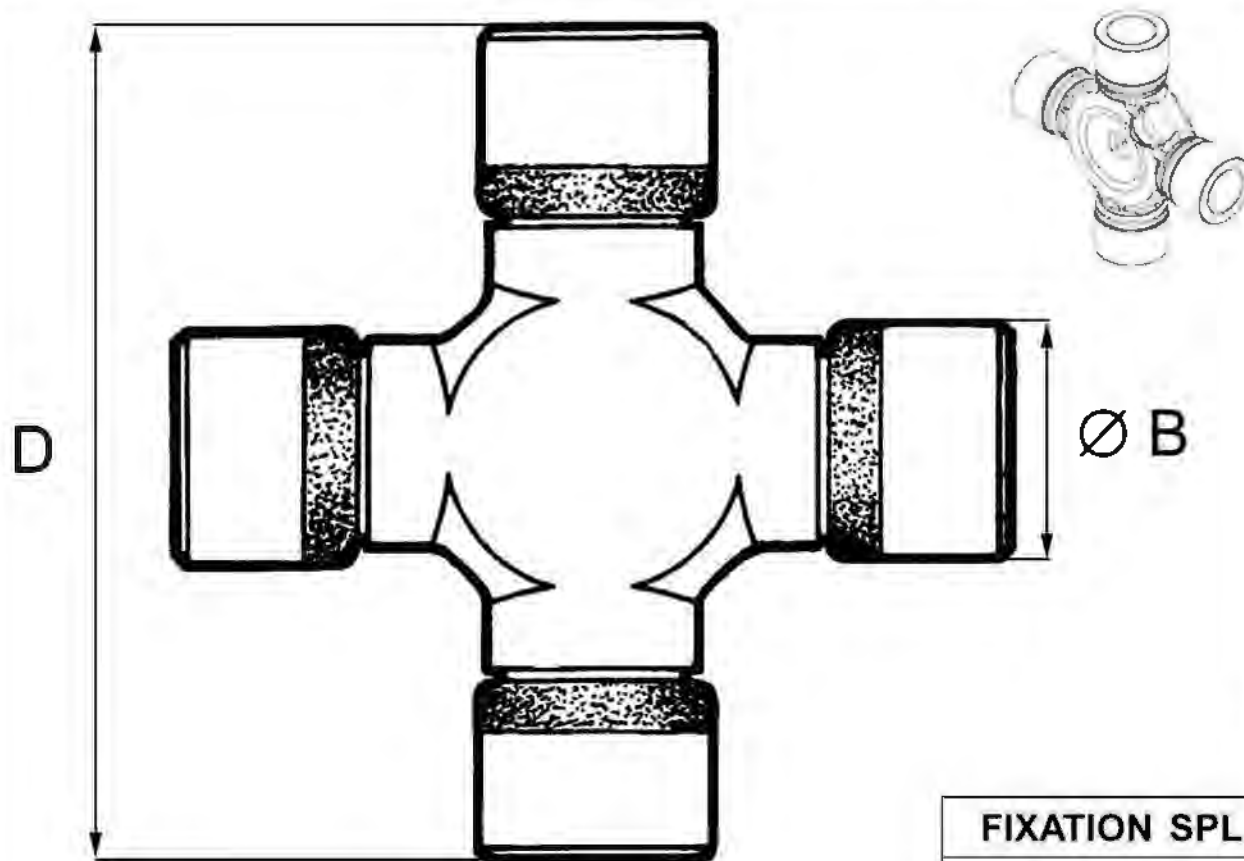
4 : 1 COUSSINET



5 : 2 COUSSINETS

REFERENCE	Ø B	D	TYPE GRAISSAGE	REMARQUE	ORIGINE
WD21459	95	139/258,8	2 + 5x2	390-65 - LG D MESUREE ENTRE EPAULEMENT INTERNE	GWB
WD21659	95	139/258,8	2 + 5x2	390-65 - LG D MESUREE ENTRE EPAULEMENT INTERNE	EDS
WD21195	95	160/279,6	2	392-60 - LG D MESUREE ENTRE EPAULEMENT INTERNE	KUSSEL
WD20165	95	160/279,6	2	392-60 - LG D MESUREE ENTRE EPAULEMENT INTERNE	GWB
WD21359	95	160/279,6	2 + 5x2	392-60 - LG D MESUREE ENTRE EPAULEMENT INTERNE	GWB
WD21669	95	160/279,6	2 + 5x2	392-60 - LG D MESUREE ENTRE EPAULEMENT INTERNE	EDS
WD21217	95	190/308	3	190-65 - LG D MESUREE ENTRE EPAULEMENT INTERNE	KUSSEL
WD20047	95	190/308	3	190-65 - LG D MESUREE ENTRE EPAULEMENT INTERNE	GWB
WD21433	95	190/308	2 + 5x2	190-65 - LG D MESUREE ENTRE EPAULEMENT INTERNE	KUSSEL
WD21483	95	190/308	2 + 5x2	190-65 - LG D MESUREE ENTRE EPAULEMENT INTERNE	GWB
1390656700002400	95	RONDELLE précharge roulement Ep 2,4 pour bloc à épaulement interne			
1390656700002500	95	RONDELLE précharge roulement Ep 2,5 pour bloc à épaulement interne			
I330	95	216	2	INDUSTRIEL	
WD13075	95	219	2	Lg 224,4 - 250,8	EDS
10001125950	95	250	2	INDUSTRIEL	KEMPF
10001124955	95	250	5	INDUSTRIEL	KEMPF
WD14689	100	214	2 + 2x5	INDUSTRIEL - WUXISWC250	EDS
WD20115	110	160/293,4	2	390-70 - LG D MESUREE ENTRE EPAULEMENT INTERNE	GWB
WD21065	110	160/293,4	2	390-70 - LG D MESUREE ENTRE EPAULEMENT INTERNE	GEWES
WD20175	110	176/309,6	2	392-65 - LG D MESUREE ENTRE EPAULEMENT INTERNE	GWB
WD21205	110	176/309,6	2	392-65 - LG D MESUREE ENTRE EPAULEMENT INTERNE	GEWES

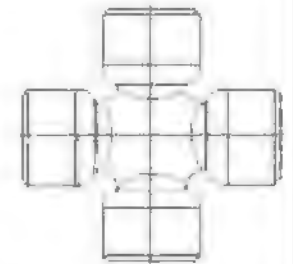
# BLOC A CIRCLIPS EXTERIEURS




FIXATION SPL




Type  
de  
Graissage




 1 : A VIE



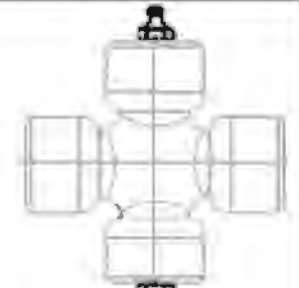
 2 : CENTRAL




 3 : LATERAL



 4 : 1 COUSSINET

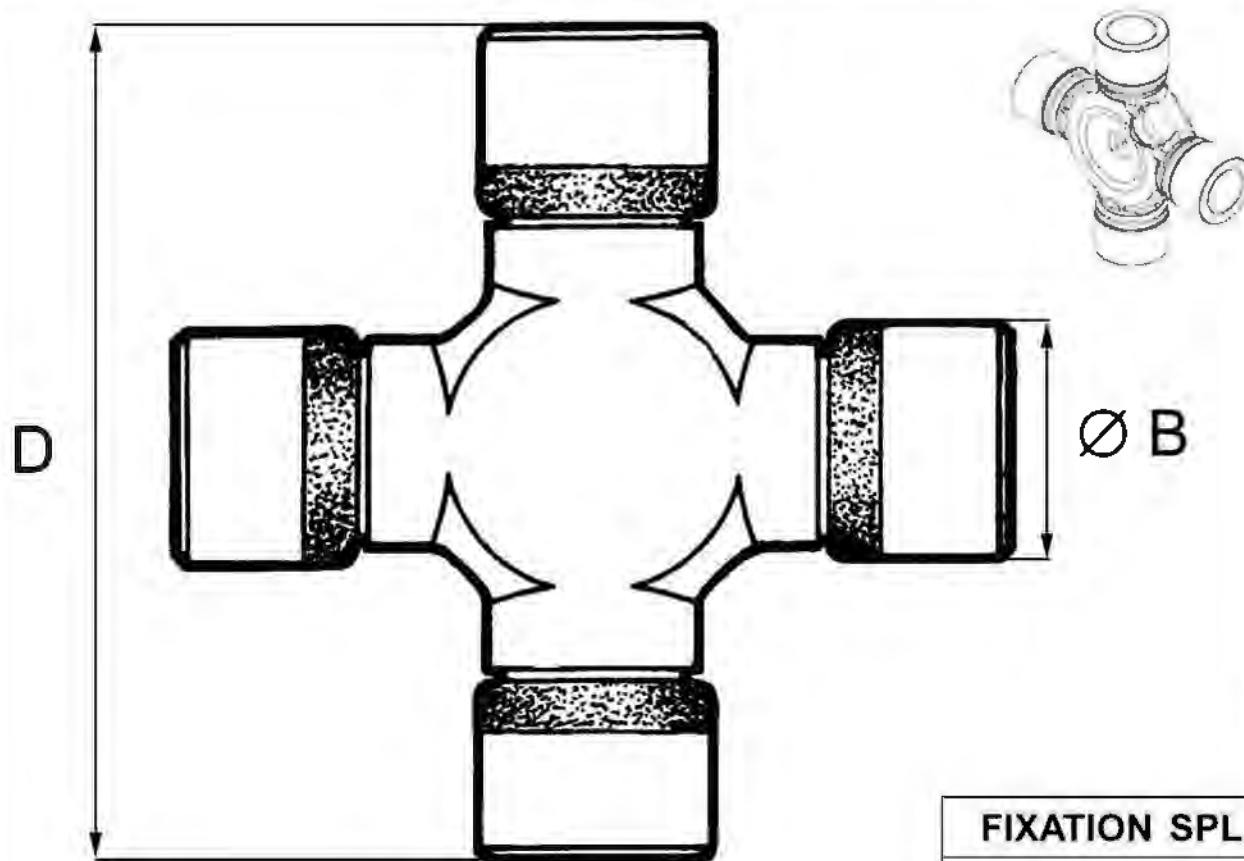


 5 : 2 COUSSINETS



REFERENCE	Ø B	D	TYPE GRAISSAGE	REMARQUE	ORIGINE
WD20057	110	210/340	3	190-70 - LG D MESUREE ENTRE EPAULEMENT INTERNE (VIS19070)	GWB
WD20947	110	210/340		190-70 - LG D MESUREE ENTRE EPAULEMENT INTERNE (VIS19070)	KUSSEL
WD21493	110	210/340	5x2	190-70 - LG D MESUREE ENTRE EPAULEMENT INTERNE (VIS19070)	GWB
WD21473	110	210/340	5x2	190-70 - LG D MESUREE ENTRE EPAULEMENT INTERNE (VIS19070)	KUSSEL
I450	110	243	2	INDUSTRIEL	
WD13085	110	245	2+5X2	315,8	VOITH
I440	110	251,2	2		
10001135950	110	275	3		KEMPF
10001135955	110	275	5		KEMPF
WD14694	115	243	2 + 2x5	WUXI SWC285	EDS
WD20125	120	176/325,2	2	390-75 - LG D MESUREE ENTRE EPAULEMENT INTERNE	GWB
WD21529	120	176/325,2	2 + 5x2	390-75 - LG D MESUREE ENTRE EPAULEMENT INTERNE	GWB
WD20185	120	196/343,4	2	392-70 / 292-70 - LG D MESUREE ENTRE EPAULEMENT INTERNE	GWB
WD21315	120	196/343,4	2	392-70 / 292-70 - LG D MESUREE ENTRE EPAULEMENT INTERNE	KUSSEL
WD22315	120	196/343,4	2	392-70 / 292-70 - LG D MESUREE ENTRE EPAULEMENT INTERNE	GEWES
WD22319	120	196/343,4	2 + 5x2	392-70 / 292-70 - LG D MESUREE ENTRE EPAULEMENT INTERNE	EDS
WD21549	120	196/343,4	2 + 5x2	392-70 / 292-70 - LG D MESUREE ENTRE EPAULEMENT INTERNE	GWB
WD20067	120	235/379	3	190-75 - LG D MESUREE ENTRE EPAULEMENT INTERNE	GWB
WD20957	120	235/379	3	190-75 - LG D MESUREE ENTRE EPAULEMENT INTERNE	KUSSEL
WD21553	120	235/379	5x2	190-75 - LG D MESUREE ENTRE EPAULEMENT INTERNE	GWB
WD21573	120	235/379	5x2	190-75 - LG D MESUREE ENTRE EPAULEMENT INTERNE	KUSSEL

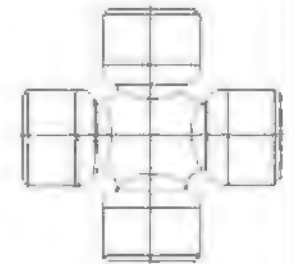
# BLOC A CIRCLIPS EXTERIEURS



FIXATION SPL



Type  
de  
Graissage



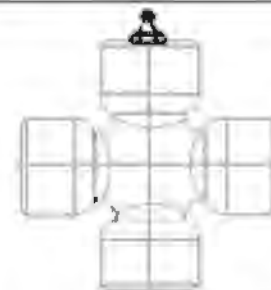
1 : A VIE



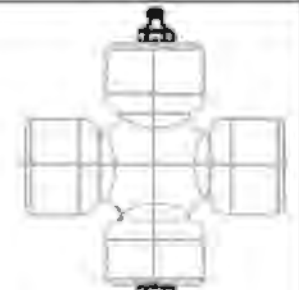
2 : CENTRAL



3 : LATERAL



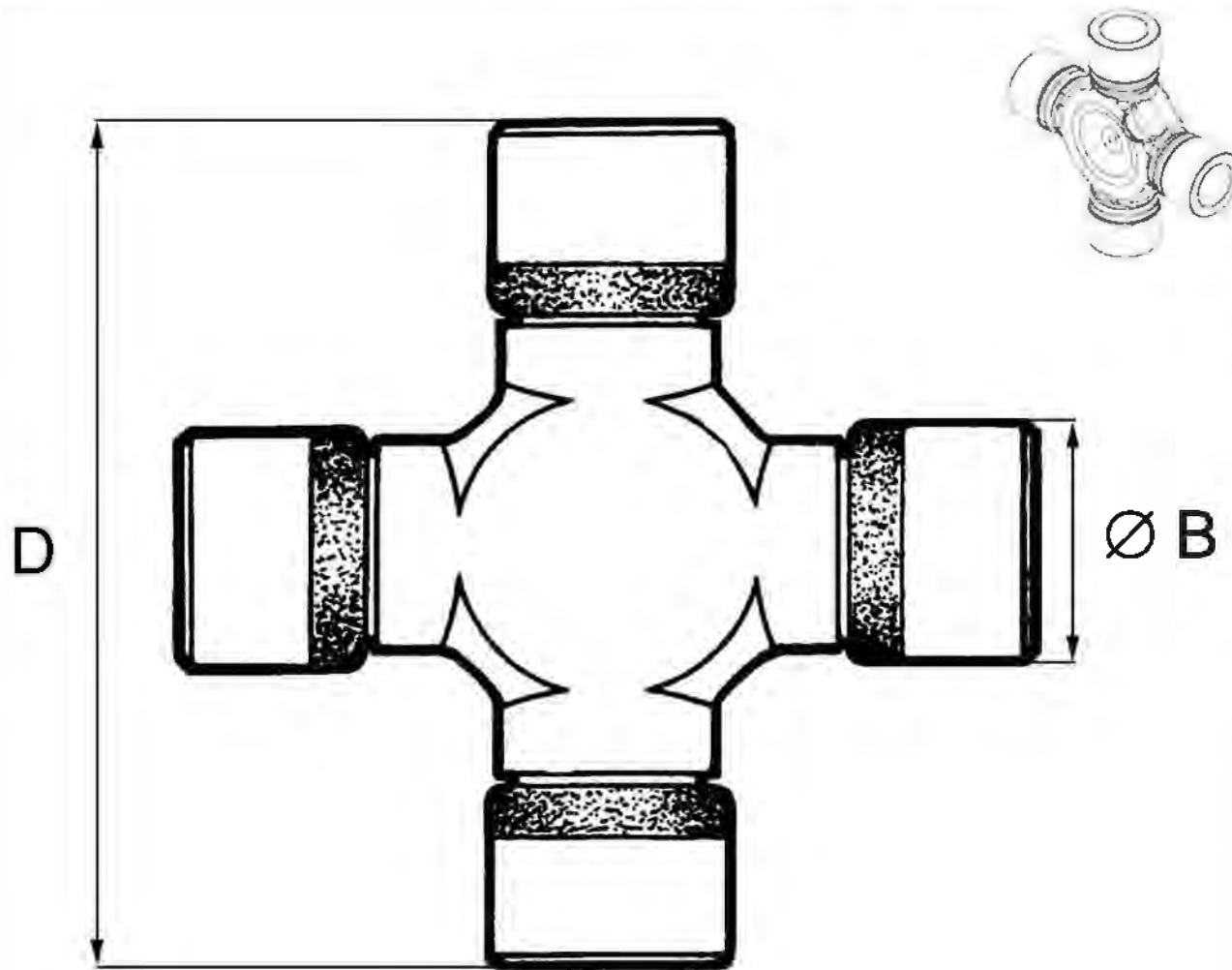
4 : 1 COUSSINET



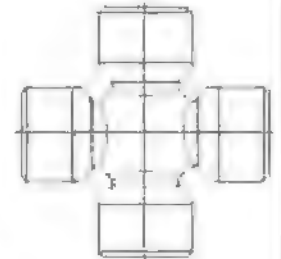
5 : 2 COUSSINETS


REFERENCE	Ø B	D	TYPE GRAISSAGE	REMARQUE	ORIGINE
WD20195	130	216/383	2	292-75 - LG D MESUREE ENTRE EPAULEMENT INTERNE	GWB
WD21569	130	216/383	2 + 5x2	292-75 - LG D MESUREE ENTRE EPAULEMENT INTERNE	KUSSEL
WD22569	130	216/383	2 + 5x2	292-75 - LG D MESUREE ENTRE EPAULEMENT INTERNE	EDS
WD20967	130	262/425	3	190-80 - LG D MESUREE ENTRE EPAULEMENT INTERNE	KUSSEL
WD20077	130	262/425	3	190-80 - LG D MESUREE ENTRE EPAULEMENT INTERNE	GWB
WD21373	130	262/425	3 + 5x2	190-80 - LG D MESUREE ENTRE EPAULEMENT INTERNE	GWB
WD13585	130	268	2	Lg 274,5 - VOITH S.350.8	VOITH
WD14704	130	269	5x2	WUXI SWC315	EDS
10001155950	130	301,6	2	WT315,8	
WD10725	130	301,6	2 + 5x2	WT315,8	VOITH
WD15729	130	301,6	2	WT315,8	EDS
WD14714	145	298	5x2	WUXI SWC350	EDS
WD13625	145	336	2	VOITH S.390.9 - Lg 344,5 avec clips	VOITH
WD14834	145	478	5x2	WUXI KSWC520	EDS
WD14215	160	329	2	VOITH WT.390.8	VOITH
WD14724	165	333	5x2	WUXI SWC390	EDS
WD13575	175	377	2	Lg 373 VOITH WT.440.8	VOITH
WD14844	185	377	5x2	WUXI SWC440	EDS
WD14185	188	418	2	VOITH S490	VOITH
WD14195	215	467	2	VOITH S550	VOITH
WD21595	170	276/466	2	392.85 / 393.85 - LG D MESUREE ENTRE EPAULEMENT INTERNE	GWB

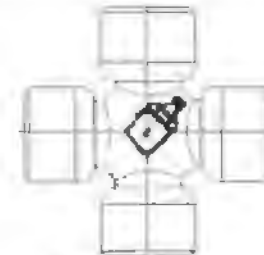
# BLOC AGRICOLE




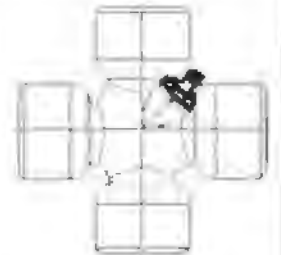
Type  
de  
Graissage




 1 : A VIE




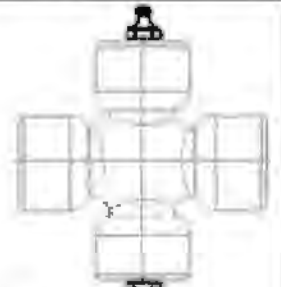
 2 : CENTRAL




 3 : LATERAL



 4 : 1 COUSSINET

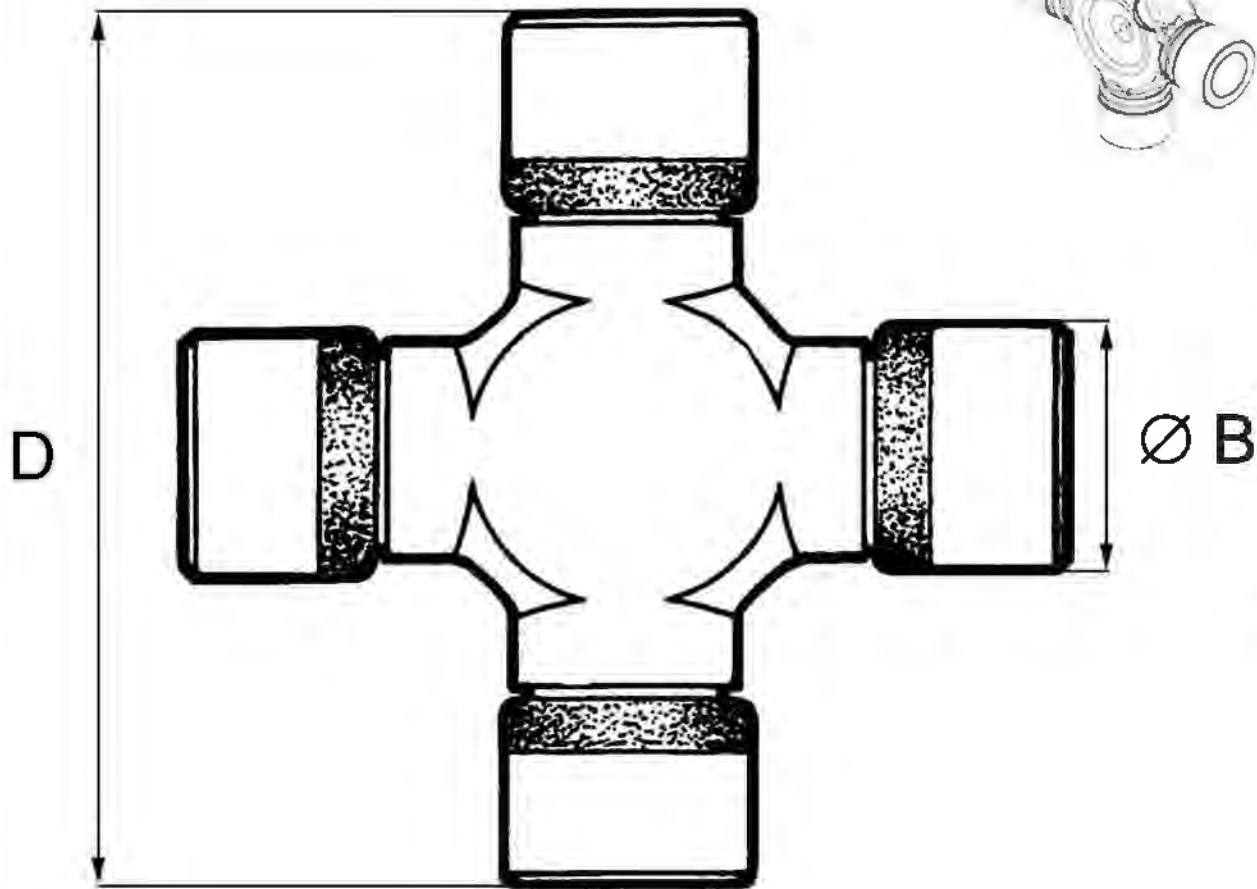


 5 : 2 COUSSINETS

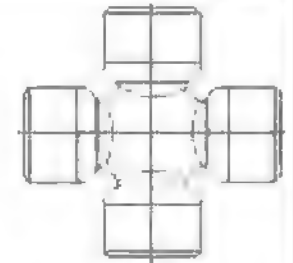
REFERENCE	Ø B	D	TYPEGRAIS SAGE	WALTERSCHEID	BYPY	GMB	REMARQUE	ORIGINE
CR14	18	47	2	19.00.00	49,49	GUW19	050.560.000	UGO
CR195	19	52	2			GU350A	050.910.000	UGO
CR2	22	54	2		1,41	GU380A	050.146.000	UGO
CR16	22	54,8	2	10.01.00		GUW10	050.142.000	UGO
BR275	22	76	5					AGDRIVE
CR17GD	23,8	61,2	5				Ex:BR20GD	UGO
CR17	23,8	61,2	2	20.00.00	2,41	GUW20	050.143.000	UGO
412040012	23,8	86	2					AGDRIVE
BR465	23,8	86	5					AGDRIVE
BR206	24/22	61/76	2					AGDRIVE
CR19	27	70	2	11.03.00	3,41	GUW11	050.148.000CR10	UGO
CR136	27	71	1				050.676.000	UGO
CR18GD	27	74,5	5				Ex:BR21GD	BENZI
CR18	27	74,5	2	21.00.00		GUW21	050.144.000	UGO
CR4	27	74,5	2		4,41			UGO
CR392	27	81,7	1					UGO
BR555	27	94	5					AGDRIVE
4120G0051	27	100	4					
BR27M	27	85,8/91,2	1					
1004830	27/23,8	91/74,6	2				Ex:BR216	EURO
BR358	28.6/31.8	108/80,3	4				28.6x108.2/31.8x80.3	




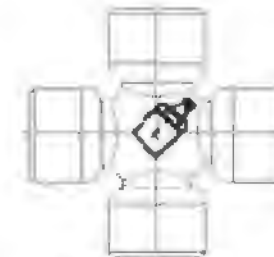
# BLOC AGRICOLE




Type  
de  
Graissage




 1 : A VIE




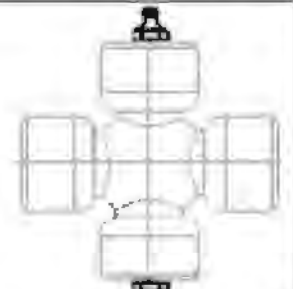
 2 : CENTRAL



 3 : LATERAL



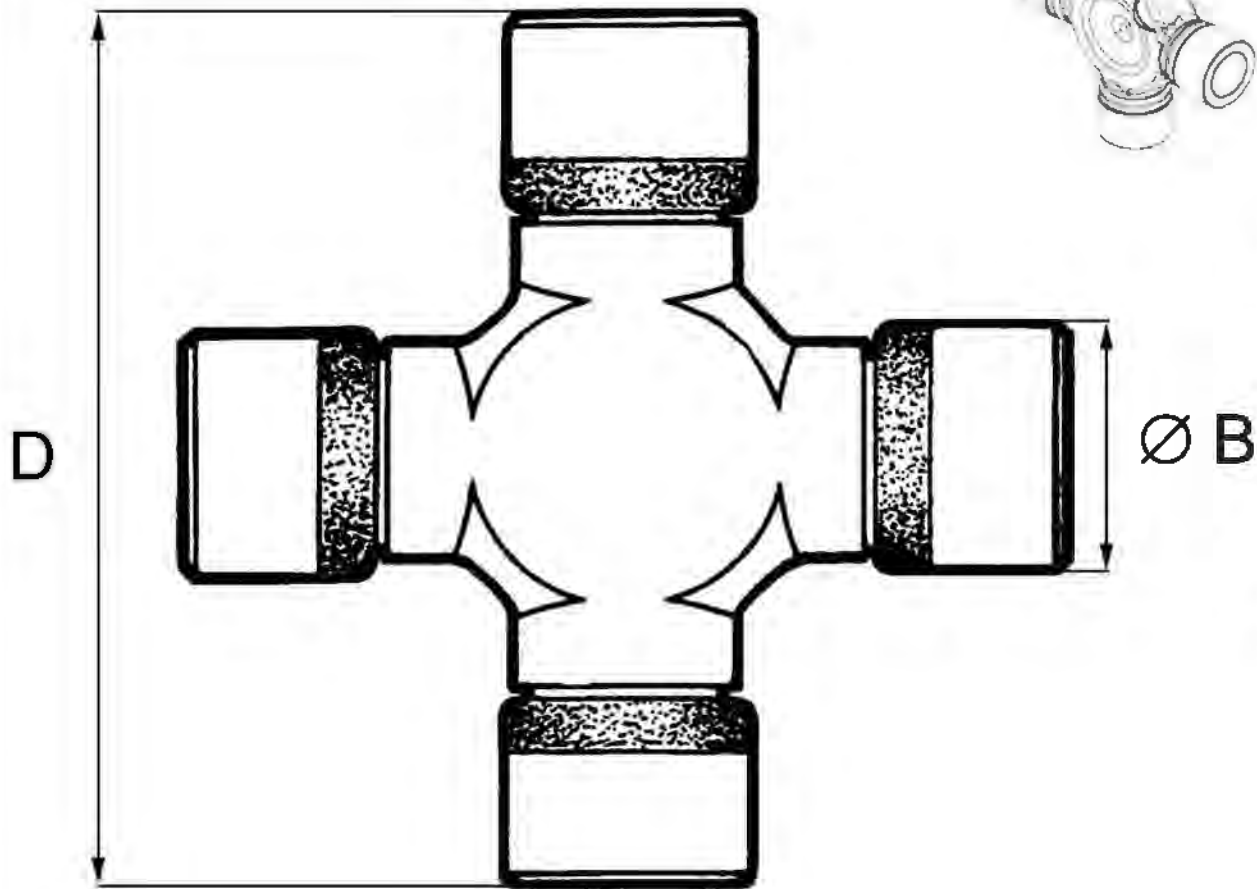
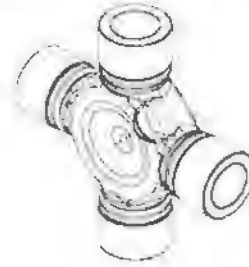
 4 : 1 COUSSINET



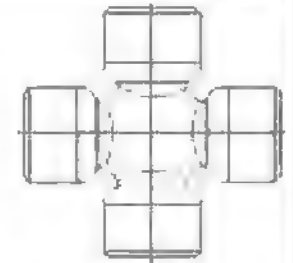
 5 : 2 COUSSINETS

REFERENCE	Ø B	D	TYPEGRAIS SAGE	WALTERSCHEID	BYPY	GMB	REMARQUE	ORIGINE
CR5	29	80	2		30,41		050.907.000	UGO
CR11	30,2	80	2		5,41		050.150.000	UGO
CR20GD	30,2	92	5				Ex:BR22GD	UGO
CR20	30,2	92	2	22.00.00	6,41	GUW 22	050.145.000	UGO
BR302x10195	30,2	95,4/101,4	5				Pourjointhomocinétique	AGDRIVE
BR665	30,2	100	5					AGDRIVE
CR21	30,2	106,4	2	23.00.00	7,41	GU2050A	050.151.000-équiWalterscheid	UGO
CR7	30,2	106,4	2				équi.Bondioli	UGO
BR775	30,2	106,4	5					AGDRIVE
BR358	31.8/28.6	108/80,3	4				28.6x108.2/31.8x80.3	
CR29	32	76	2	35.00.00			050.581.000/GUA14	UGO
CR29/1	32	76	4	35.00.00			050.581.000/GUA14	UGO
CR29/2	32	76	5	35.00.00			050.581.000/GUA14	UGO
1006840	32/27	76/94	2	35.06.00			Ex:BR356	EURO
CR60	34	106,5	2		60,41		050.909.000	UGO
CR26	34	51	2	12.00.00		GUW 12	050.553.000CIRCLIPSINTERIEURS(90HORSTOUT)	UGO
CR70	34,9	94	2		7,89		050.152.000	UGO
CR8	35	106,5	2					UGO
CR23	35	106,5	2	24.01.00	8,41	GUW 24	050.213.000	UGO
CR27	36	89	2	36.00.00		GUW 36	050.582.000	UGO
1008830	32/36	106/89	2	36.06.00			Ex:BR366	EURO

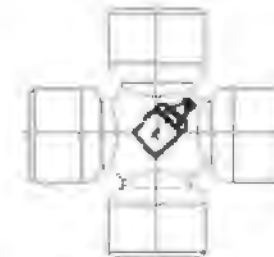
# BLOC AGRICOLE



Type  
de  
Graissage



1 : A VIE



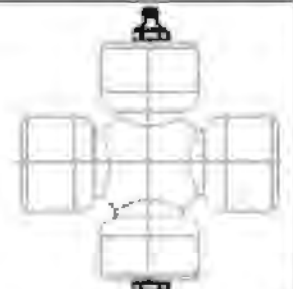
2 : CENTRAL



3 : LATERAL



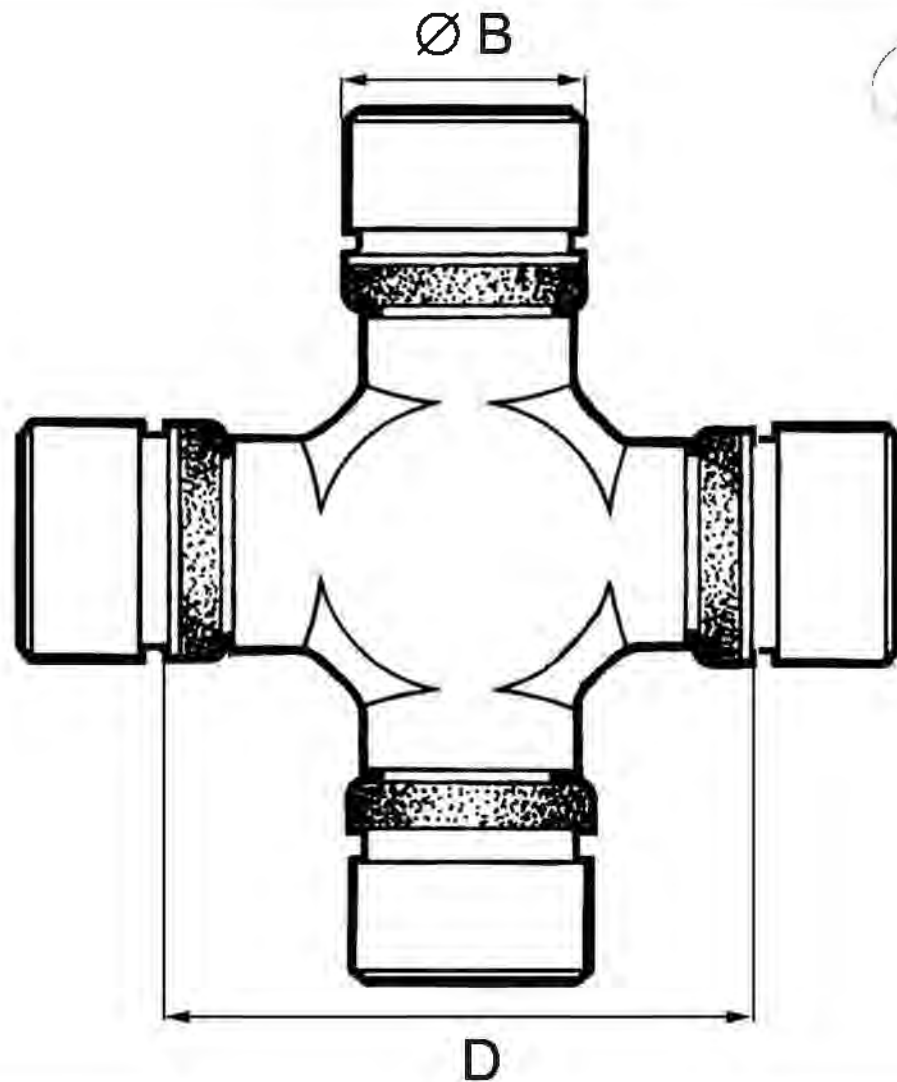
4 : 1 COUSSINET



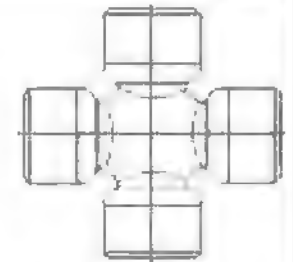
5 : 2 COUSSINETS




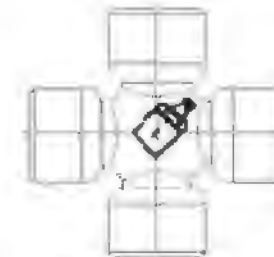
# BLOC A CIRCLIPS INTERIEURS




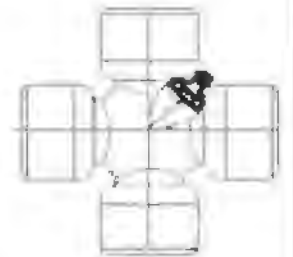
Type  
de  
Graissage




 1 : A VIE




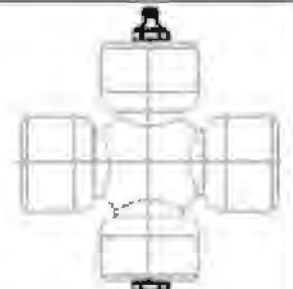
 2 : CENTRAL



 3 : LATERAL



 4 : 1 COUSSINET

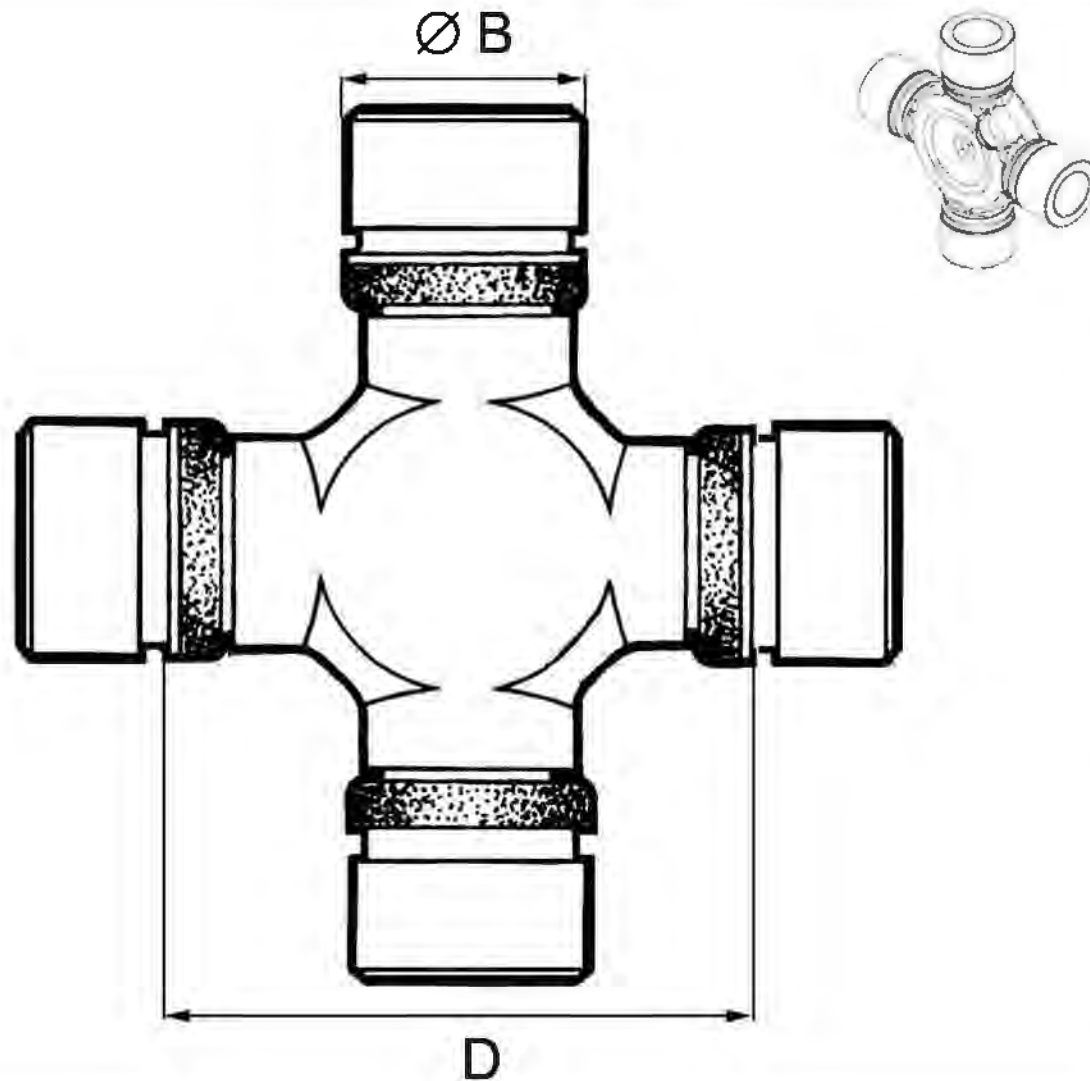


 5 : 2 COUSSINETS

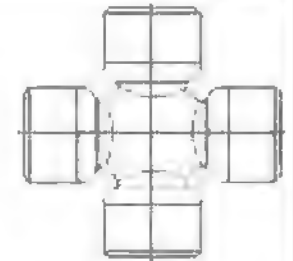



REFERENCE	Ø B	D	TYPE GRAISSAGE	REMARQUE	ORIGINE
GUKW7	16	24,5	1		
GUN28	20	35	4	NISSAN	GMB
WD2075	20	29 / 31	1		EDS
WD2123	20	37 / 40	1		EDS
22X35	22	35,56	5	mitsubishi	GMB
GUM95	22	37,3/40	2		
WD20531	22,09	31/34,9	4		
GUMZ10	22,5	35	4	MAZDA	GMB
GUSR2	23	44,6	1		EDS
50960000	23,8	35	1	D=38,1 avec gorge de clip's	SPICER IC-UG
5170X	23,8	35	2	D=38,1 avec gorge de clip's	
0013784	23,8	35	2	WD2069	EDS
SF5801X	24	34,3	4	OPEL	
SF5271X	24	40,05	4		
WD21167	24,09	41,7	3		
0013864	24,6	33	2	pour transmission de direction caterpillar	
CR96	24,6	39,5	1		UGO
50137000	24,6	39	2	D=44 avec gorge de clip's	SPICER IC-UG
GUS1	25	38	2	SUZUKI	GMB
GUN27	25	40	4	NISSAN	GMB
GUN27GV	25	40	1	NISSAN	GMB

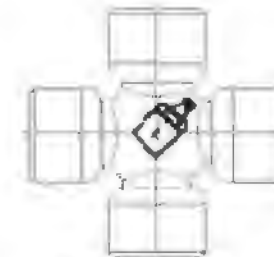
# BLOC A CIRCLIPS INTERIEURS




Type  
de  
Graissage




 1 : A VIE




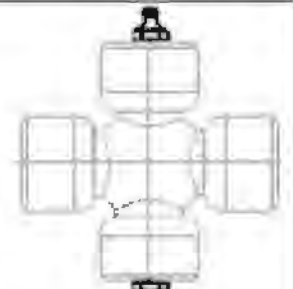
 2 : CENTRAL



 3 : LATERAL



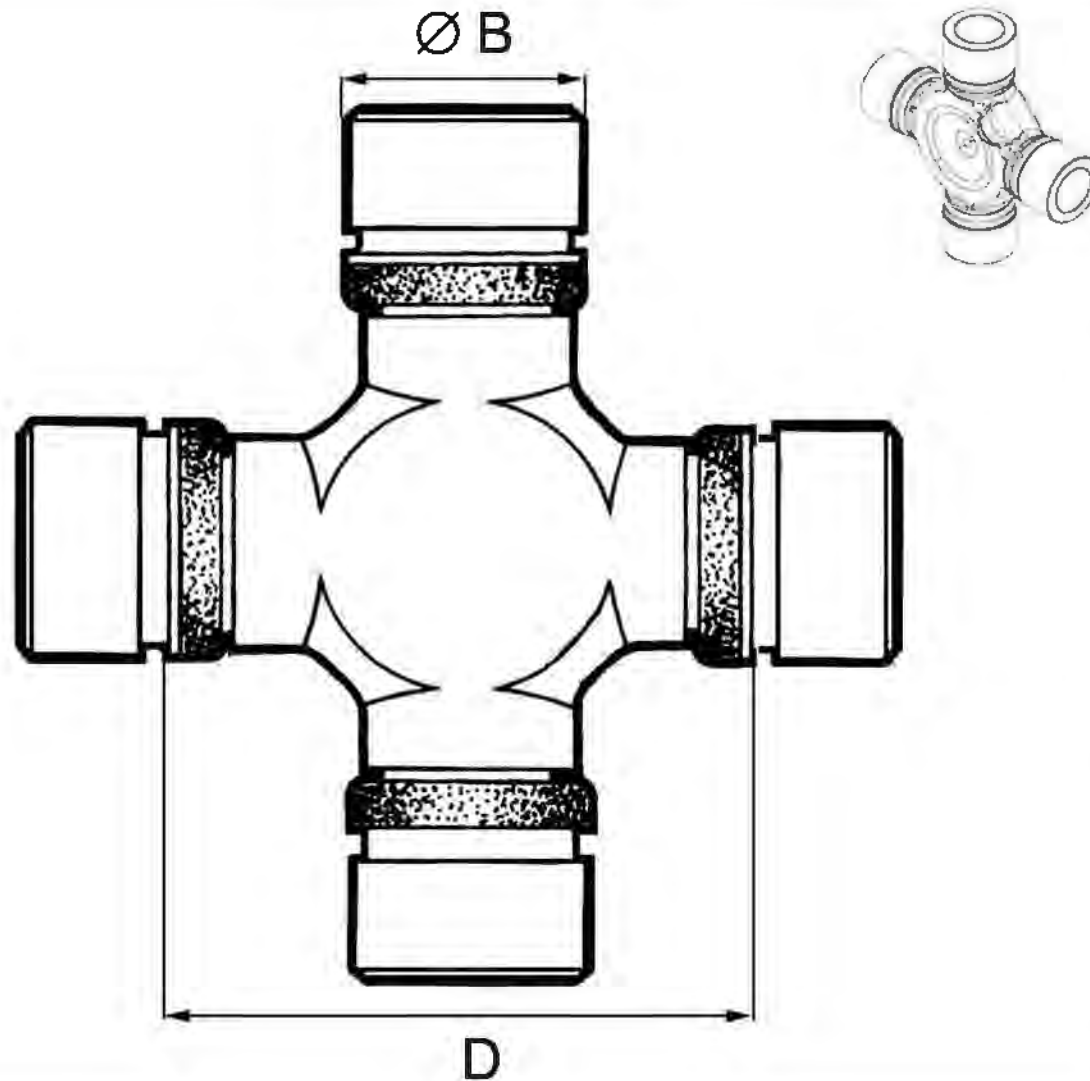
 4 : 1 COUSSINET



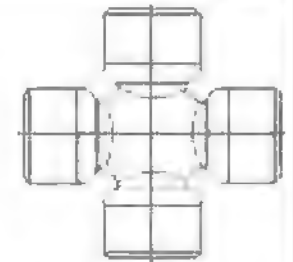
 5 : 2 COUSSINETS


REFERENCE	Ø B	D	TYPE GRAISSAGE	REMARQUE	ORIGINE
GUMZ7	25	41,2	4	MAZDA	GMB
GUMZ7GC	25	41,2	2	MAZDA	
GUN34	25	52	3	NISSAN	GMB
GUSR4	25,1	40	4	OPEL et SUBARU	GMB
CR114	25,4	38,6	2		UGO
CR116	25,4	39,3	1		UGO
CR116GC	25,4	39,3	2		UGO
0013993	25,4	54,6	3	WD2102	EDS
1142101	25,4	54,6	3		ADAPTABLE
WD21007	25,4/28,6	54,6/59,7	3		EDS
GUT13	26	42	4	TOYOTA	GMB
GUT12	26	53,5	3	TOYOTA	GMB
WD21285	26,01	45,2/47,7	2		EDS
WD20881	26,5	43/46			EDS
GUMZ9	26,5	48	4	MAZDA	GMB
CR131	26,5	48	1		UGO
WD2056	26,97	42,5/46,1	2		EDS
WD7006	27	61,9 x 37,5IC		61,9 circlip's ext 37,5 circlip's int.	EDS
WD21241	27	37,5/41,5	4		EDS
2525A	27	43,5/47	2		
GUN46	27	46,1	1		GMB

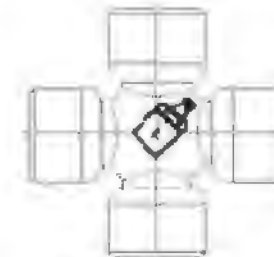
# BLOC A CIRCLIPS INTERIEURS




Type  
de  
Graissage




 1 : A VIE




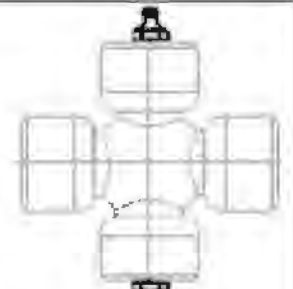
 2 : CENTRAL



 3 : LATERAL



 4 : 1 COUSSINET

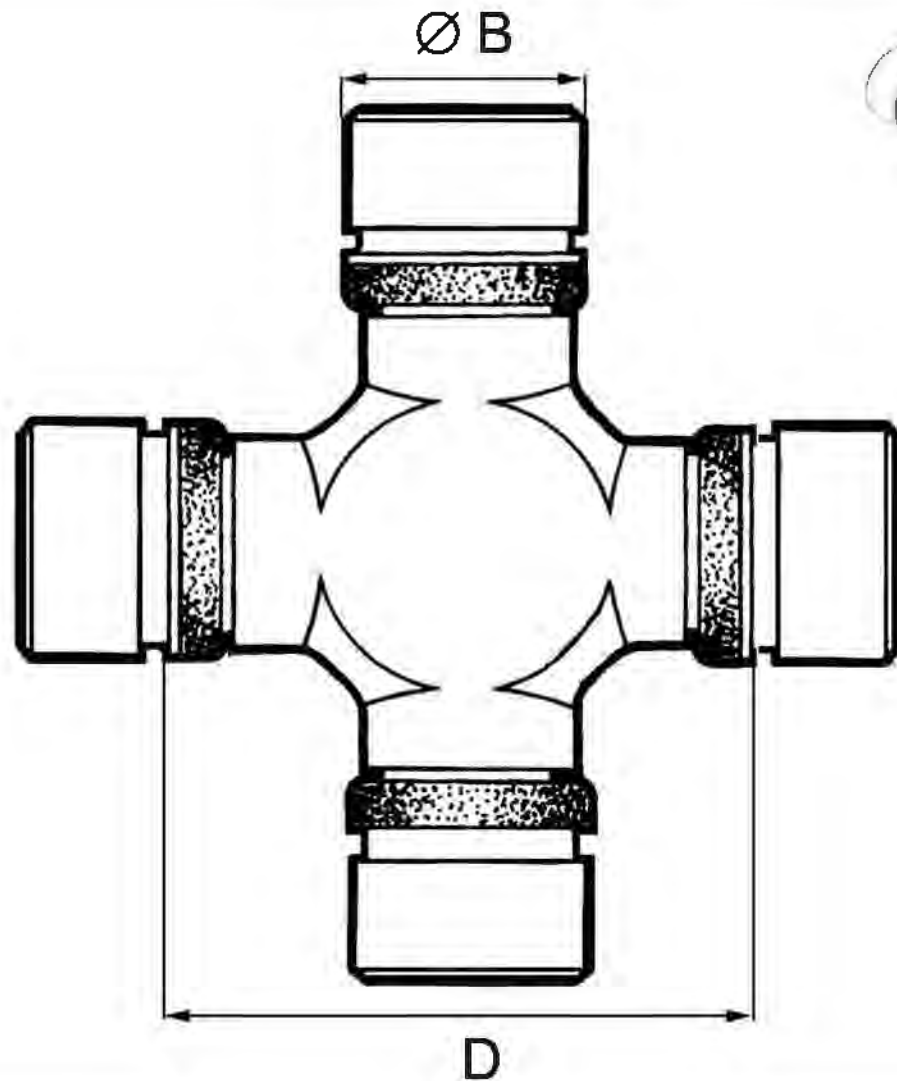


 5 : 2 COUSSINETS

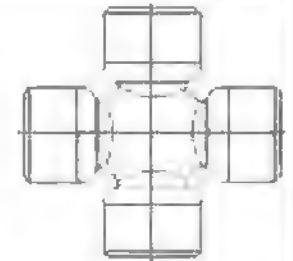
REFERENCE	Ø B	D	TYPE GRAISSAGE	REMARQUE	ORIGINE
5260X	27	52,6	1	4 x 4 CHEROKEE - UMM	DANA SPICER
52601X	27	52,6	5	4 x 4 CHEROKEE - UMM	DANA SPICER
52602X	27	52,6	3		EDS
U102	27	52,4/55,5	1		
3200E	27	55,6/60,5	3		
3400A	27	58	3		
WD70087	27	55,5-60IC/81,7	3	MIXTE : CLIP INTRNE 55,5/60 EXTERNE 81,7 - S55	UNI CARDAN
0013809	27/28,57	81,71/57,32IC	3	MIXTE : CLIP INTRNE 28,57x57,3 EXTERNE 27x81,7	UNI CARDAN
3237C	27/28,6	92/60,5IC	3	MIXTE : CLIP INTRNE 28,6x60,5/65,8 EXTERNE 27x92	
WD7002	27/28,6	81,7-60,2/64,9	3	27 x 81,7 et 28,6 x 60,2/64,9IC	EDS
111690488	27/28,6	81,6-63,4/67,5	3	27 x 81,7 et 28,6 x 63,4/67,5IC	
111690486	27/28,6	92-54,9/82,3	3	27x92 et 28,6x54,9/82,3 avec epaulement pour MAB à pontets	
2387E	27,3	54	3		
0010099	27,4	50,8/53,9	3		EDS
0014272	27,4	50,8/53,9	4		EDS
3130A	27/28,58	55/59	1		
11162728	27/28,6	66/71,5	3		
WD20801	28	44/48,2	4		EDS
WD20800	28	44/48,2	1		EDS
WD2191	28	48,4/51,8	2	KIA	EDS
0018728	28	49	3	EX:SF5 - 828X / MERCEDES	UNI CARDAN




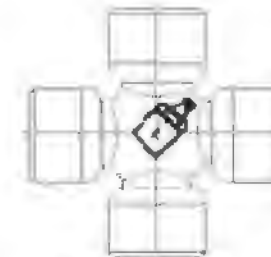
# BLOC A CIRCLIPS INTERIEURS




Type  
de  
Graissage




 1 : A VIE




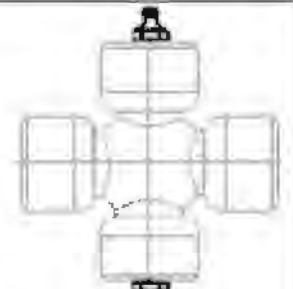
 2 : CENTRAL



 3 : LATERAL



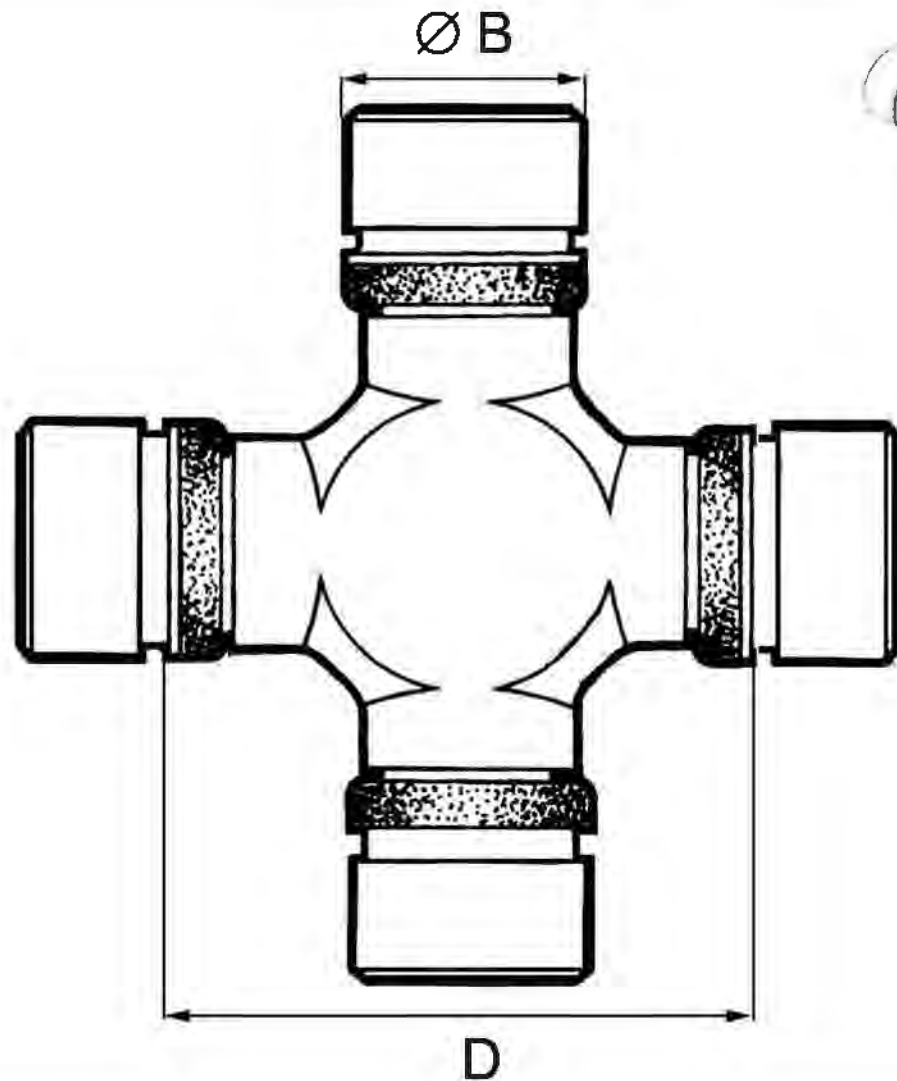
 4 : 1 COUSSINET



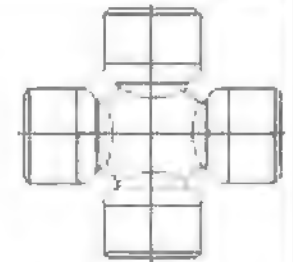
 5 : 2 COUSSINETS

REFERENCE	Ø B	D	TYPE GRAISSAGE	REMARQUE	ORIGINE
WD2101	28	49/53	1		EDS
GUN29	28	53	3	NISSAN	GMB
GUMZ6	28	56	4	MAZDA	GMB
2060V	28,5	49	4	JOINT HOMOCINETIQUE TOYOTA	
GUT27	28,5	49	2	JOINT HOMOCINETIQUE TOYOTA	GMB
3031B	28,5	60,5	3		
GUD85	28,57	60,1	3	DAIHATSU	GMB
WD21007	28,6/25,4	54,6/59,7	3		EDS
3237C	28,6/27	60,5/IC/92	3	MIXTE : CLIP INTRNE 28,6x60,5/65,8 EXTERNE 27x92	
WD7017	28,6/30,2	60,2/65,7IC-92	3	MIXTE : CLIP 28,6x60,2/65,7 EXTERNE 30,2x92	EDS
3133A	28,6	64,9 x 66,5	3	LG ENTRE CLIP DIFFERENTE 60,2-64,9 / 61,8-6650	
WD2073	28,6	77,6/82,4	3		EDS
0013817	28,65	61,70/67,5	3	DETROIT 7260	EDS
3130A	28,58/27	59/55	1	2 COUSSINETS ET DEUX LONGUEURS	
UJ238	29	47	4	TOYOTA	GMB
GUT17	29	49	1	TOYOTA	GMB
GUT23	29	49	2	TOYOTA	GMB
WD2030	29	49 / 52	4		EDS
GUIS52	29	50	3	ISUZU	GMB
SF5802X	29	51,9	1	MERCEDES	
WD2139	29	69	3		EDS

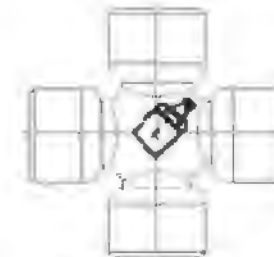
# BLOC A CIRCLIPS INTERIEURS



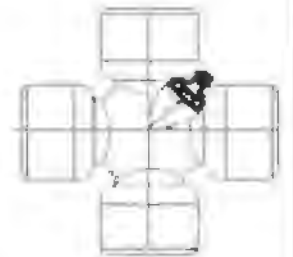
Type  
de  
Graissage



1 : A VIE



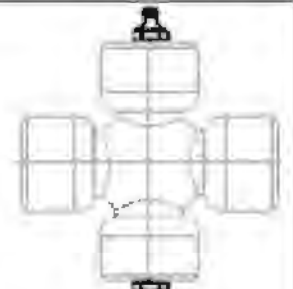
2 : CENTRAL



3 : LATERAL



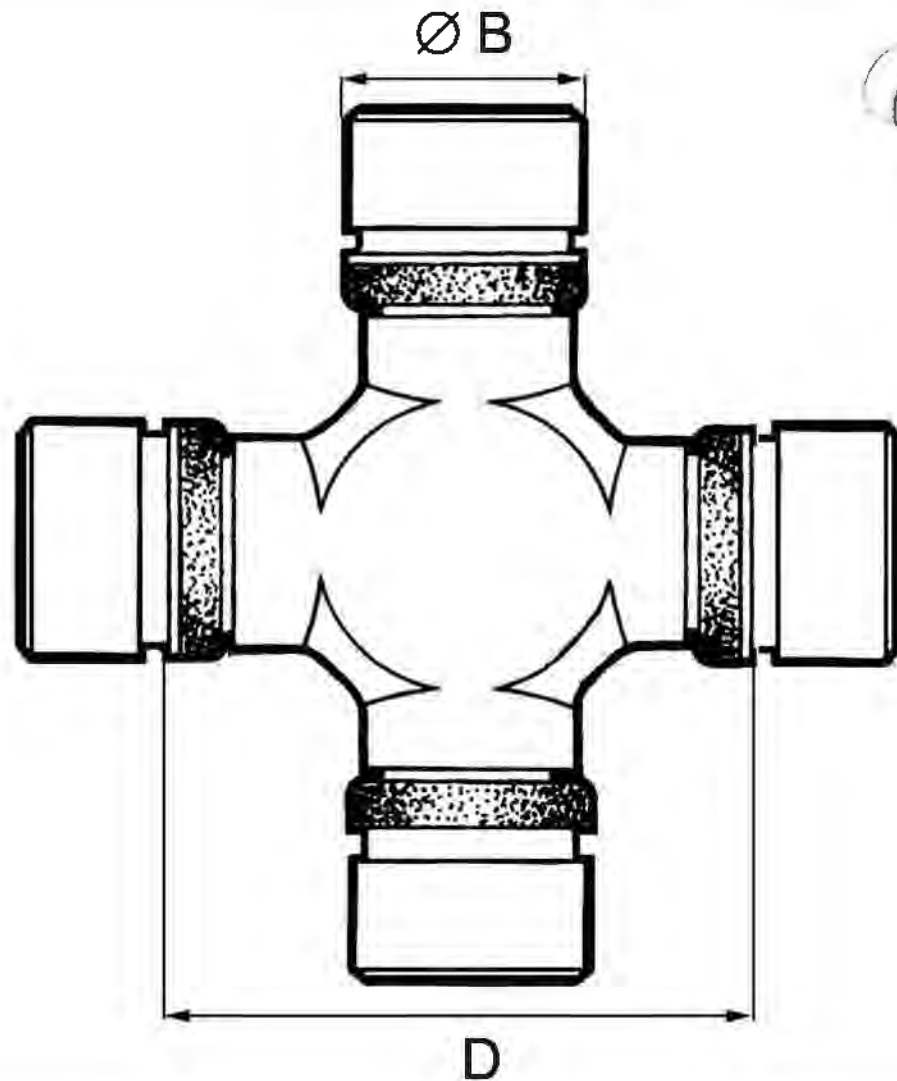
4 : 1 COUSSINET

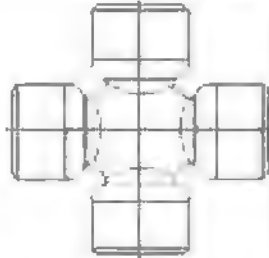
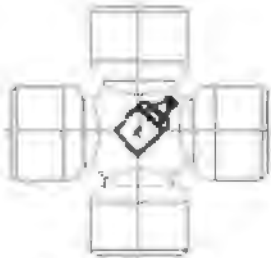


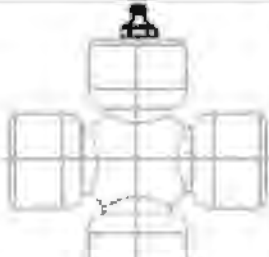


5 : 2 COUSSINETS

REFERENCE	Ø B	D	TYPE GRAISSAGE	REMARQUE	ORIGINE
111690268	29,5	51,6/57,2	1	CORP EVIDE Ø 21	
WD2087	29,5	53/56	1		EDS
WD2084	30	43/46	4		EDS
GUM93	30	55	2	5 - 297X / MITSUBISHI	GMB
WD2052	30	57 / 60	3	ARO	EDS
GUM96	30	71	2		GMB
5760X	30,1	52,6	1		DANA SPICER
0013990	30,17	61	3		UNI-CARDAN
WD7017	30,2/28,6	60,2/64,9		MIXTE : CLIP 28,6x60,2/64,9 EXTERNE 30,2x92	EDS
GU1740	31	45	1	FORD	GMB
WD20595	31,3	46/50,8	2	DETROIT 5160	EDS
WD20647	31,3	71,3/77	3	DETROIT 5380	EDS
31X51	31,3	51,4	2		
GUMZ3	32	57	2	MAZDA	GMB
GUT20	32	61	3	TOYOTA	GMB
WD21137	32	64/68	3	NISSAN	EDS
GUN35	32	64/68	2	NISSAN	
WD20575	33,4	66,1/70,9	2		EDS
WD20571	33,4	66,1/70,9	4		EDS
WD2072	33,4	79,25/84	3		EDS
50553000	34	51	2	Application agricole	SPICER IC-UG

# BLOC A CIRCLIPS INTERIEURS

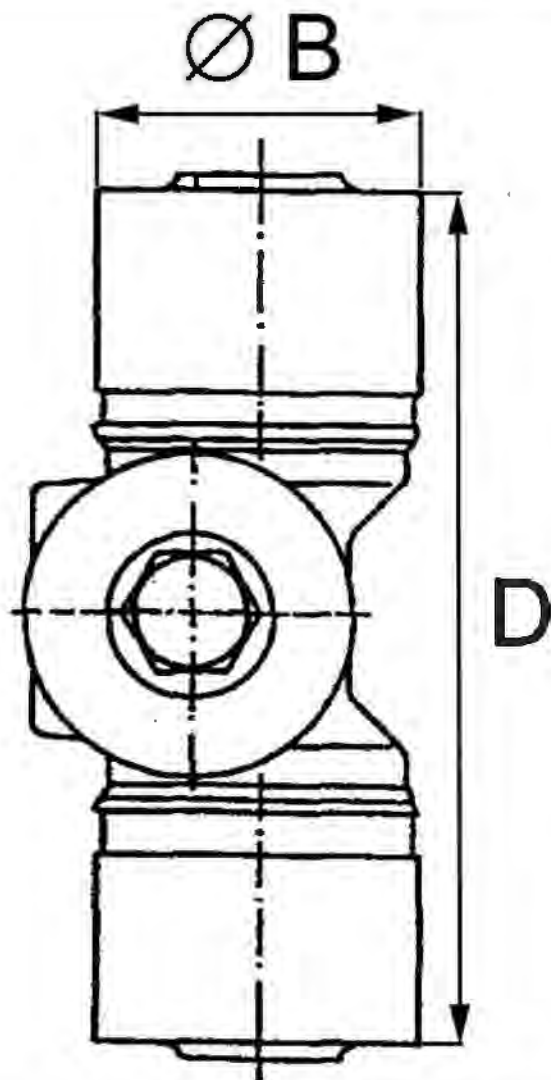


Type de Graissage	
	1 : A VIE
	2 : CENTRAL
	3 : LATERAL
	4 : 1 COUSSINET
	5 : 2 COUSSINETS

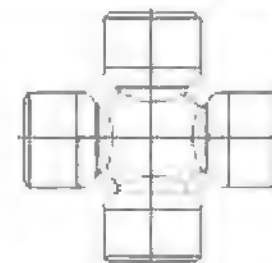




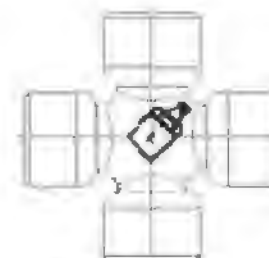
# BLOC DESAXE



Type  
de  
Graissage



1 : A VIE



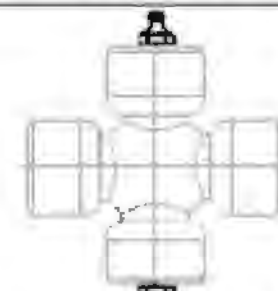
2 : CENTRAL



3 : LATERAL



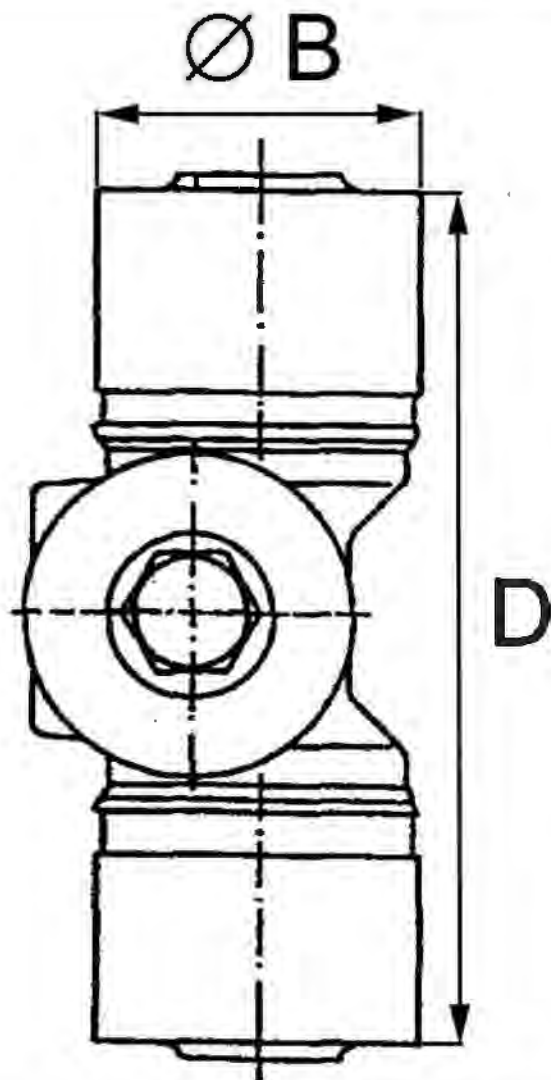
4 : 1 COUSSINET

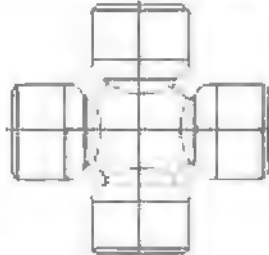

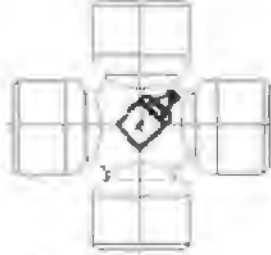





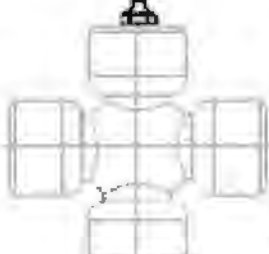



5 : 2 COUSSINETS

REFERENCE	Ø B	D	TYPE GRAISSAGE	REMARQUE	ORIGINE
WD8053	27	87	1	369.04	EDS
509021	30	79	5	TROUS SUR COUSSINETS	ELBE
WD8025	30	86,7			EDS
WD8054	30	96	1	369-10	EDS
10301910410	32	77	4 - 5		KLEIN
WD8052	32	82	5	469-10	EDS
511021001	34	96	5	TROUS SUR COUSSINETS	ELBE
510021	35	87	4 - 5	Pont ZF APL 3054	ELBE
WD8007	35	87	3	510	EDS
511021005	35	96,5	5	TROUS SUR COUSSINETS	ELBE
10302510237	38	104	5	469-30	KLEIN
10302510154	38	104	1	469-30	KLEIN
0013859	38	104	5	469-30	UNI - CARDAN
512021	38	107	5	TROUS SUR COUSSINETS	ELBE
WD81486	38	107	5	TROUS SUR COUSSINETS	EDS
UJD40X104	40	104,3			EDS
UJD40X104GC	40	104,3			EDS
WD80950	40	107	1		EDS
513021	42	110	5	TROUS SUR COUSSINETS	ELBE
0944221746	44	125,5			
515021	45	125	5	TROUS SUR COUSSINETS	ELBE

# BLOC DESAXE



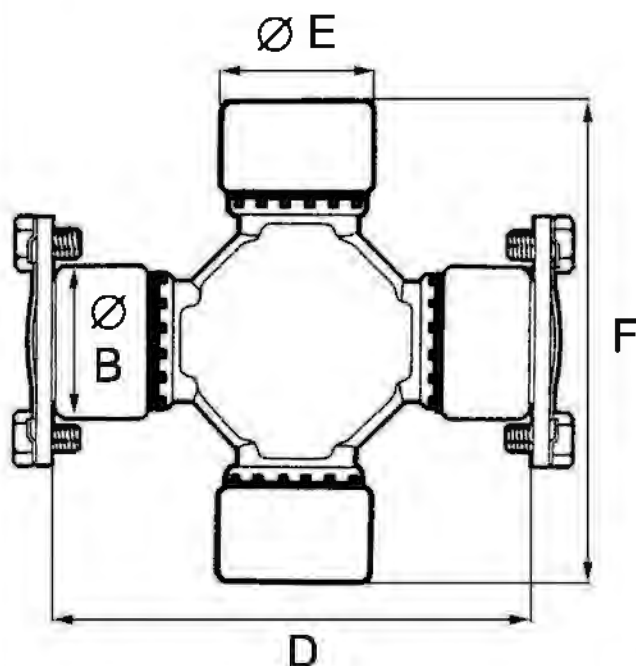
Type de Graissage	  1 : A VIE
  2 : CENTRAL	  3 : LATERAL
  4 : 1 COUSSINET	  5 : 2 COUSSINETS



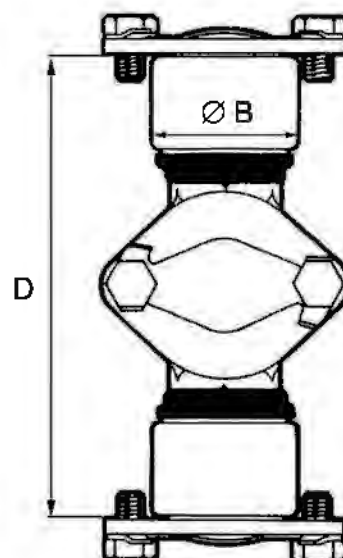


# BLOC A PLAQUETTES ET CIRCLIPS

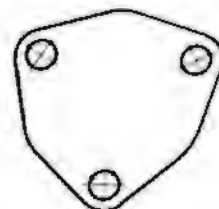
**FIG A : BLOC A PLAQUETTES 2 VIS ET CIRCLIPS**



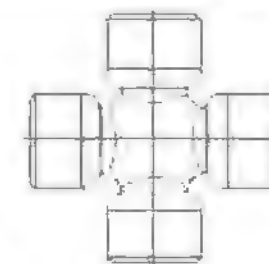
**FIG B : BLOC A PLAQUETTES 2 VIS**



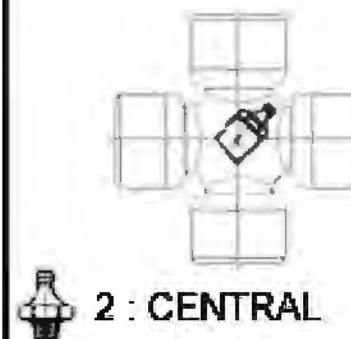
**FIG C : PLAQUETTE 3 VIS**



Type  
de  
Graissage



1 : A VIE



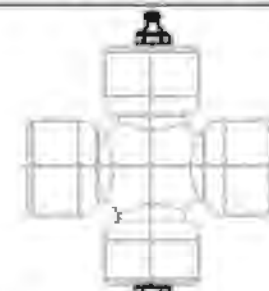
2 : CENTRAL



3 : LATERAL



4 : 1 COUSSINET

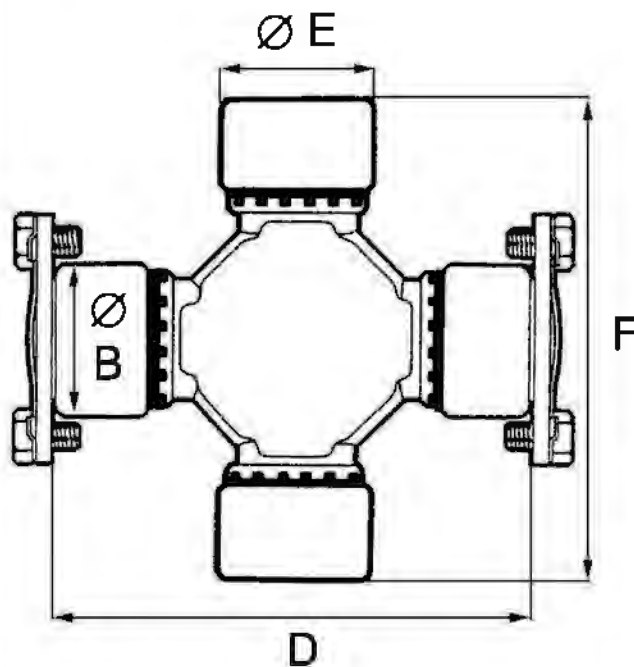


5 : 2 COUSSINETS

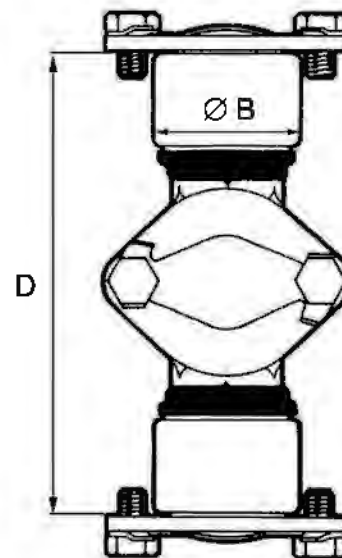
REFERENCE	Ø B	D	Ø E	F	TYPE GRAISSAGE	PLAQUETTE	FIGURE	REMARQUE	ORIGINE
WD30367	36	97			3	ISUZU		PLAQUETTES AMOVIBLES	EDS
0016567	39,7	115,9						PLAQUETTES AMOVIBLES	
U300	39,8	116,2							
WD30377	39,9	118			3	VOLVO		PLAQUETTES AMOVIBLES	EDS
GUIS55	42,0	130			2			PLAQUETTES AMOVIBLES	
111690319	43	128			2	2 VIS		PLAQUETTES AMOVIBLES	
GUN41	43	135,5			2	NISSAN		PLAQUETTES AMOVIBLES	EDS
SF5480X	44	126,2			2	3 VIS VOLVO NK 300	B - C		EDS
WD30445	44	129			2	MITSUBISHI		PLAQUETTES AMOVIBLES	EDS
111690294	46	136			2	2 VIS		PLAQUETTES AMOVIBLES	
GUM80	46	142			2	Rainure sur roul 147,9/142		PLAQUETTES AMOVIBLES	
WD30415	46	148			2	MITSUBISHI		PLAQUETTES AMOVIBLES	EDS
UJ511	47	124						PLAQUETTES AMOVIBLES	
UJ517	47	144			2			PLAQUETTES AMOVIBLES	
5279X	47,6	134,9			3	2 VIS SPICER 1610	B		DANA SPICER
5438X	47,6	134,9	47,6	134,9	3	MIXTE	A		DANA SPICER
48X149	48,0	149			2			PLAQUETTES AMOVIBLES	
1000	49	135			3	2 VIS FIAT	B		
WD3031	49	155			3			Sans plaquettes	EDS
WD3032	49,2	130					B	Rockwell 6N - 0013841	EDS
0017115	49,2	154,8			3		B	PLAQUETTES AMOVIBLES	

# BLOC A PLAQUETTES ET CIRCLIPS

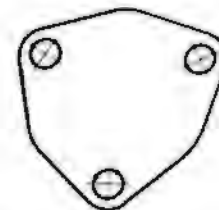
**FIG A : BLOC A PLAQUETTES 2 VIS ET CIRCLIPS**



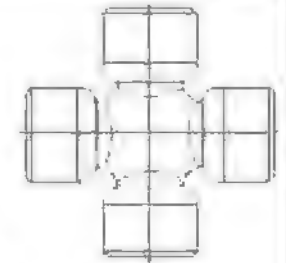
**FIG B : BLOC A PLAQUETTES 2 VIS**



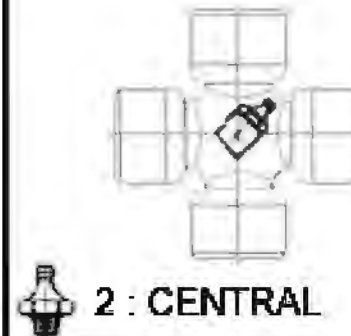
**FIG C : PLAQUETTE 3 VIS**



Type de Graissage



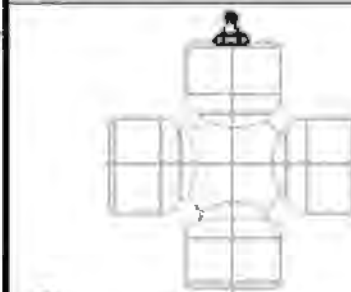
1 : A VIE



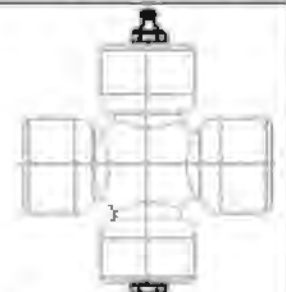
2 : CENTRAL



3 : LATERAL



4 : 1 COUSSINET



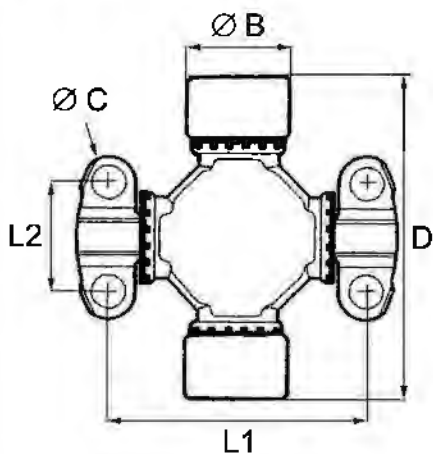
5 : 2 COUSSINETS

REFERENCE	Ø B	D	Ø E	F	TYPE GRAISSAGE	PLAQUETTE	FIGURE	REMARQUE	ORIGINE
5280X	49,2	155			3	2 VIS SPICER 1710	B		DANA SPICER
5515X	49,2	155	49	157	3	MIXTE	A		DANA SPICER
5407X	49,2	177,8			3	2 VIS SPICER 1760	B		DANA SPICER
5469X	49,2	177,8	49,2	180	3	MIXTE	A		DANA SPICER
5510X	49,2	191,5	49,2	194	3	MIXTE	A		DANA SPICER
5281X	49,2	191,5			3	2 VIS SPICER 1810	B		DANA SPICER
SF5481X	50	152,6			2	3 VIS VOLVO NK 400	B - C		ADAPTABLE
UJ513	50	159			3	2 VIS (66 mm entre axe)		PLAQUETTES AMOVIBLES	
UJ518	50	165			2	2 VIS		PLAQUETTES AMOVIBLES	
WD30345	52	154			2	MITSUBISHI		PLAQUETTES AMOVIBLES	
WD30345	52	154			2	MITSUBISHI		PLAQUETTES AMOVIBLES	
5308X	55,5	205,5			3	2 VIS SPICER 1880	B		DANA SPICER
SF5500X	57	152,7			2	3 VIS VOLVO NK 500/600	B - C		EDS
264010	57	152,7			1	3 VIS VOLVO NK 500/600	B - C	VOLVO REF 1067293	EDS
SF5124X	59	167,6			3	2 VIS SPICER 1800	B	GLAENZER 865.006.0	EDS
WD30257	71,48	223			3	SPICER 1900	B	5-54X	EDS

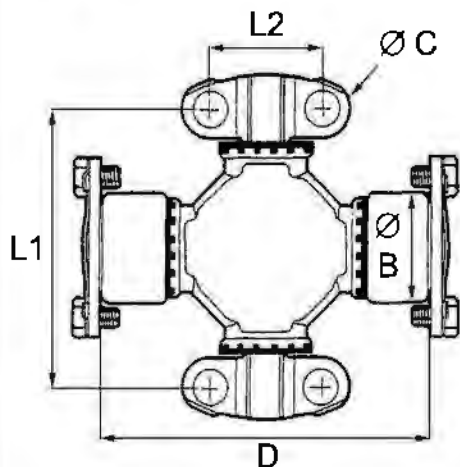


# BLOC A PATINS

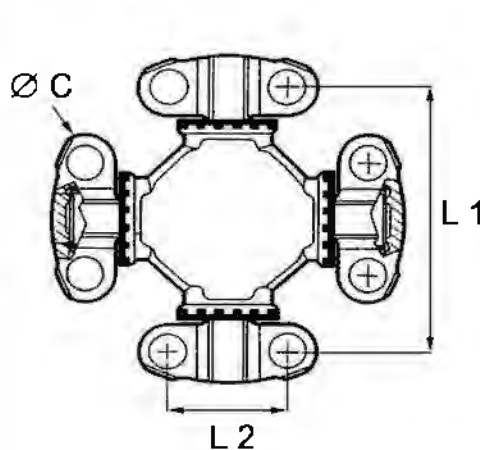
**FIG A : BLOC A PATINS ET CIRCLIPS**



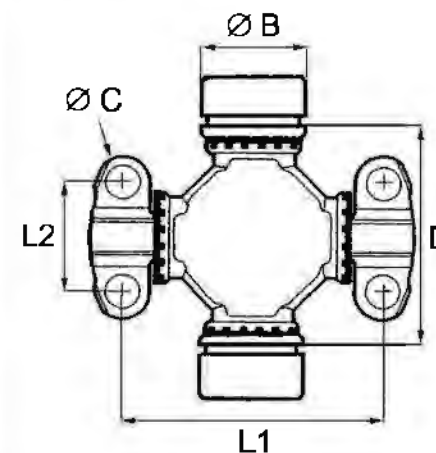
**FIG B : BLOC A PATINS ET PLAQUETTES**



**FIG C : BLOC A PATINS TYPE MECHANICS**



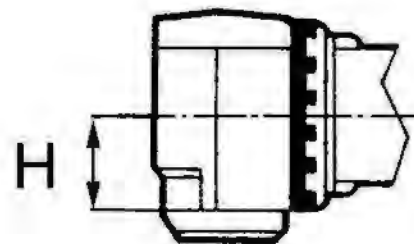
**FIG D : BLOC A PATINS ET CIRCLIS INTERNE**



**TYPE DE PATINS**

**HAUTEUR PATIN**

Type <u>1</u>	Type <u>2</u>	Type <u>3</u>	Type <u>4</u>	Type <u>5</u>
Bas trou lisse	Bas trou taraudé	Haut trou lisse	Haut trou taraudé	Delta trou taraudé



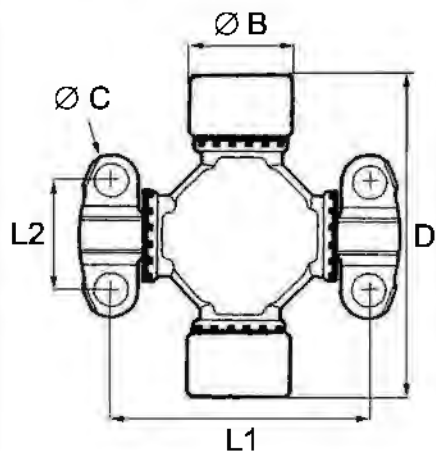
Type de Graissage	
	1 : AVIE
	2 : CENTRAL
	3 : LATERAL
	4 : 1 COUSSINET
	5 : 2 COUSSINETS



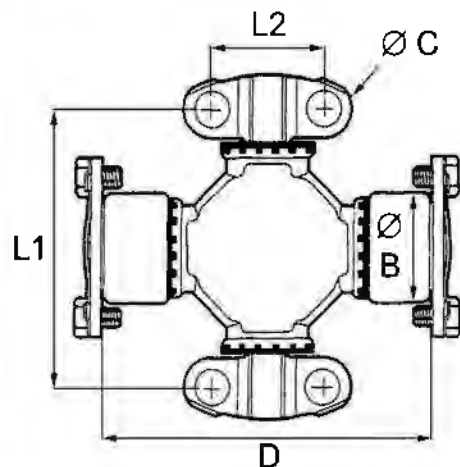
REFERENCE	Ø B	D	Ø C	L1	L2	TYPE Graissage	SERIE	TYPE PATINS	HAUTEUR (H)	FIGURE	REMARQUE	ORIGINE
0013997	25,4	54,7	79,3	59,7	33,3		2C	2		D	CIRCLIPS INTERIEURS (LG D)	
3031D	28,6	64,9	90,49	69,85	36,6	3	3C	2		D	CIRCLIPS INTERIEURS (LG D)	
4000Q	28,6	82,4		87,4	36,6		4C	3		D	CIRCLIPS INTERIEURS (LG D)	
5345X	30,1	106	107,9	87	36,7	3	4C 1410	3	15,5	A		DANA SPICER
5346X	30,1	106	107,9	87	36,7	3	4C 1410	2	15,5	A		DANA SPICER
512913X	30,1	106	115	88,9	42,8	3	5C 1410	3	16,5	A		DANA SPICER
WD5016	32	83,9	115	88,9	42,8	3	5C	3		D	CIRCLIPS INTERIEURS (LG D)	EDS
0017408	33,34	105,8		114,3	42,9		6C	2		A	LWT	
0013903	33,4	79,3	115	88,9	42,8	3	5C	2		D	CIRCLIPS INTERIEURS (LG D)	UNI-CARDAN
55015X	33,4	79,4	115	88,9	42,8	3	5C	1		D	CIRCLIPS INTERIEURS (LG D)	
4025GH	33,4	79,4	115	88,9	42,8	3	5C	3		D	CIRCLIPS INTERIEURS (LG D)	
WD5014	33,53	104,6/109		114,3	42,9	3	6C	3			CIRCLIPS INTERIEURS (LG D)	EDS
WD5054	34	104,6/109	140,4	114,3	42,9	3	6C	3		D	CIRCLIPS INTERIEURS (LG D)	EDS
5347X	34,9	106,3	115	88,9	42,8	3	5C 1480	3	17,5	A		DANA SPICER
5348X	34,9	106,3	115	88,9	42,8	3	5C 1480	4	17,5	A		DANA SPICER
WD50287	34,9	106,3	115	88,9	42,8	3	5C 1480	2	17,5	A		EDS
50244000	34,9	115	115	88,9	42,9		5C	3		A		SPICER IC-UG
5303X	34,9	126	140,4	114,3	42,9	3	6C 1550	3	17,5	A		DANA SPICER
5221X	34,9	126	140,4	114,3	42,9	3	6C 1550	2	17,5	A		DANA SPICER
WD50527	34,9	126		108,5	49,2	3	58WD 1550	5		A		EDS
WD5012	38	106	115	88,9	42,8	5	MIXTE 5C	3		A		

# BLOC A PATINS

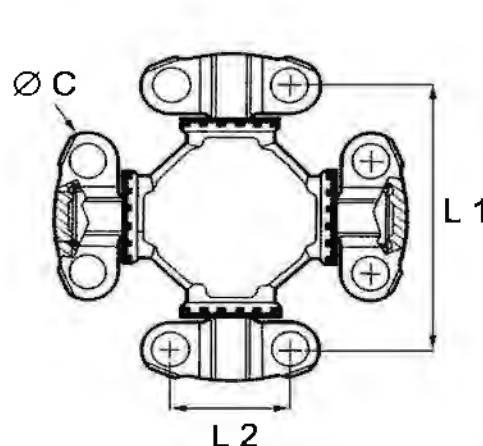
**FIG A** : BLOC A PATINS ET CIRCLIPS



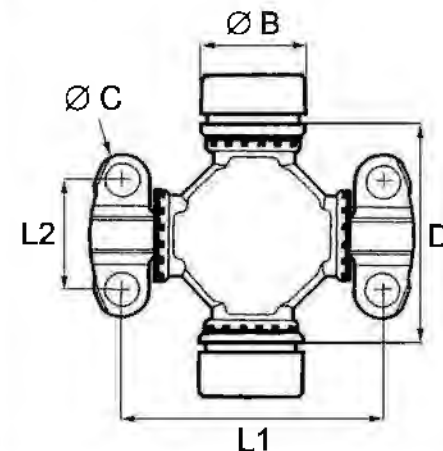
**FIG B** : BLOC A PATINS ET PLAQUETTES



**FIG C** : BLOC A PATINS TYPE MECHANICS



**FIG D** : BLOC A PATINS ET CIRCLIS INTERNE



## TYPE DE PATINS

## HAUTEUR PATIN

Type **1**



Bas trou lisse

Type **2**



Bas trou taraudé

Type **3**



Haut trou lisse

Type **4**

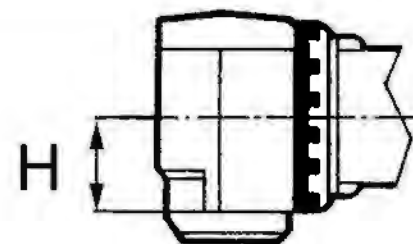


Haut trou taraudé

Type **5**



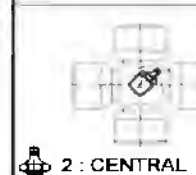
Delta trou taraudé



Type de Graissage



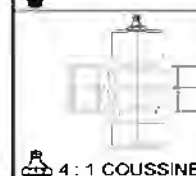
1 : AVIE



2 : CENTRAL



3 : LATERAL



4 : 1 COUSSINET

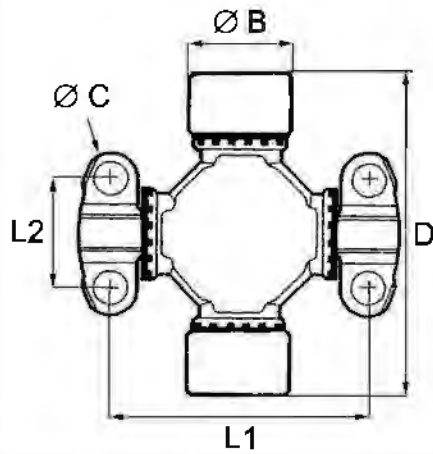


5 : 2 COUSSINETS

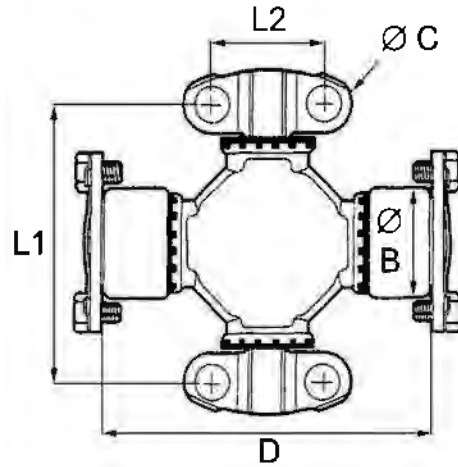
REFERENCE	Ø B	D	Ø C	L1	L2	TYPE Graissage	SERIE	TYPE PATINS	HAUTEUR (H)	FIGURE	REMARQUE	ORIGINE
09600230019	38	106	140,7	11,4	42,9	5	MIXTE 6C	3		A		
WD5045	IDEM WD5012 MAIS 5 C EN DOUBLE FACE											
0017077	39,7	116		92	51	2	GC 606	3		A	E65.005.1	SPICER IC-UG
UJ0700RHD	41	112		117,6	49,3	3	MIXTE 7C			D	CIRCLIPS INTERIEURS (LG D)	
5050Q	41,3	105/112		117,6	49,3	3	MIXTE 7C			D	CIRCLIPS INTERIEURS (LG D)	
5330X	41,2	142	148,3	117,6	49,3	3	7C 1650	3	20,7	A		DANA SPICER
5331X	41,2	142	148,3	117,6	49,3	3	7C 1650	4	20,7	A		DANA SPICER
BR148/7C	42	117,5	148,3	117,6	49,3	5	7C 148	4	20,7	A		EDS
F650081RA	47,6	135	105	111	68	2	GC 706	3	21	A	0017229/33160140 / CLA=39,94	SPICER IC-UG
09600230017	48	126	140,4	114,3	42,9	5	6C	3		A	6C/158	
111690397	48	126	140,4	114,3	42,9	5	6C	3DC		A	double clavette pour joint centré	
G650081RA	49,2	155		129	68	2	GC 806	3	21	A	0017706 / 33485140	SPICER IC-UG
5549X	49,2	155	165	123,9	71,4	3	8,5C1710	3	25,4	B		DANA SPICER
5324X	49,2	192	209,6	168,3	71,4	3	9C 1810	3	25,4	B		DANA SPICER
WD5049	52,3	174		134,6	71,45	1 - 2				A	MERITOR RPL20	EDS
WD5050	52,3	203		213,3	71,45	1 - 2				A	MERITOR RPL25	EDS
5326X	55,5	206	209,6	168,3	71,4	3	9C 1880	3	25,4	B		DANA SPICER
5327X	55,5	206	209,6	168,3	71,4	3	9C 1880	2	25,4	B		DANA SPICER
0017095	59	168		137	79	2	GC 906	3	26	A	H650061RA	SPICER IC-UG
050A93000				137	79	2	GC 906	3	26	C	avec 4 patins GC906	SPICER IC-UG
SF52117X			79,35	59,53	33,3	1	2C	1	13,1	C		

# BLOC A PATINS

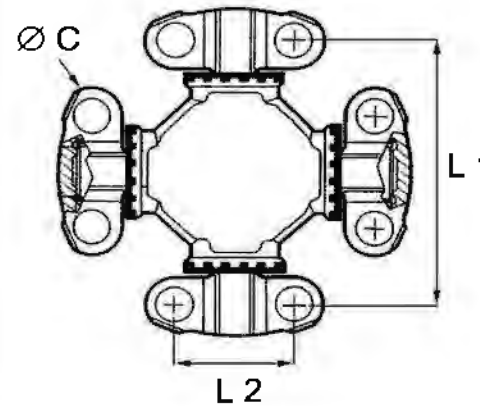
**FIG A** : BLOC A PATINS ET CIRCLIPS



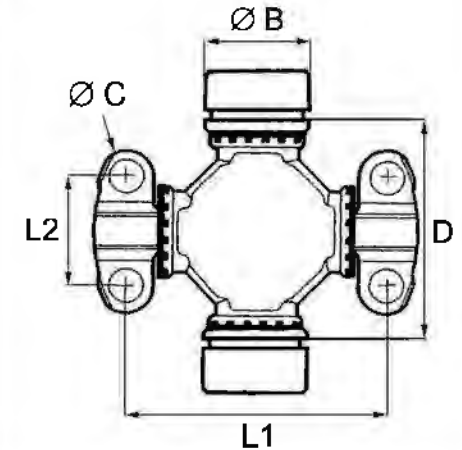
**FIG B** : BLOC A PATINS ET PLAQUETTES



**FIG C** : BLOC A PATINS TYPE MECHANICS



**FIG D** : BLOC A PATINS ET CIRCLIS INTERNE



## TYPE DE PATINS

## HAUTEUR PATIN

Type **1**



Bas  
trou lisse

Type **2**



Bas  
trou taraudé

Type **3**



Haut  
trou lisse

Type **4**

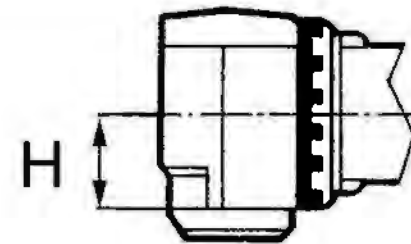


Haut  
trou taraudé

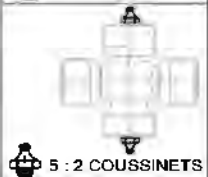
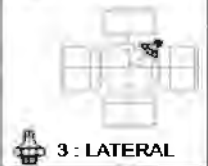
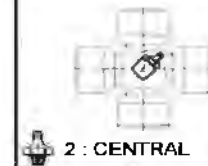
Type **5**



Delta  
trou taraudé



Type de Graissage

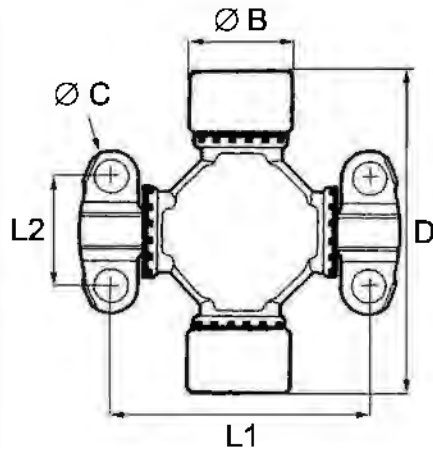


REFERENCE	Ø B	D	Ø C	L1	L2	TYPE Graissage	SERIE	TYPE PATINS	HAUTEUR (H)	FIGURE	REMARQUE	ORIGINE
SF52103X			79,35	59,53	33,3	1	2C	2	13,1	C		SPICER IC-UG
SF52116X			79,35	59,53	33,3	1	2C	1 - 2	13,1	C		SPICER IC-UG
3050236000			80	57	36,6			1 - 2		C		SPICER IC-UG
WD6092			80	57	36,6	5		2		C		EDS
SF53125X			90,49	69,85	36,6	3/4	3C	3		C		SPICER IC-UG
SF53150X			90,49	69,85	36,6	3	3C	1 - 2		C		SPICER IC-UG
SF53100X			90,49	69,85	36,58	3	3C	2		C		SPICER IC-UG
WD61122			100	78	36,6	3	0	5		C		EDS
SF54124X			107,9	87,37	36,6	3	4C	1	15,5	C		SPICER IC-UG
SF54100X			107,9	87,37	36,6	3	4C	2	15,5	C		SPICER IC-UG
SF54118X			107,9	87,37	36,6	3	4C	3	15,5	C		SPICER IC-UG
WD60460			107,9	87,37	36,6	0	4C	3	15,5	C		SPICER IC-UG
SF54123X			107,9	87,37	36,6	3	4C	1 - 2	15,5	C		SPICER IC-UG
SF54140X			107,9	87,37	36,6	3	4C	3 - 2	15,5	C		SPICER IC-UG
WD61145				73	42,9			2		C	LWT FERRARI	EDS
5037000			115,1	88,9	42,9	1	5C	3	17,5	C		SPICER IC-UG
SF55108X			115,1	88,9	42,9	3	5C	3	17,5	C		SPICER IC-UG
950023001			115,1	88,9	42,9	3	5C	3	17,5	C		ELBE
SF55100X			115,1	88,9	42,9	3	5C	2	17,5	C		SPICER IC-UG
SF55173X			115,1	88,9	42,9	3	5C	2 - 3	17,5	C		SPICER IC-UG
SF55105X			115,1	88,9	42,9	3	5C	1	17,5	C		SPICER IC-UG

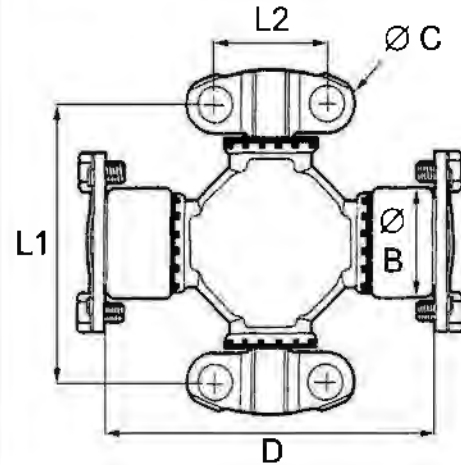


# BLOC A PATINS

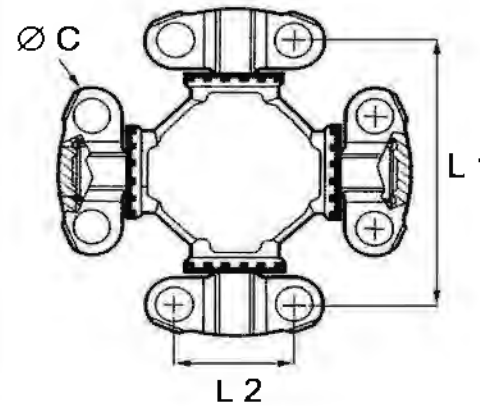
**FIG A** : BLOC A PATINS ET CIRCLIPS



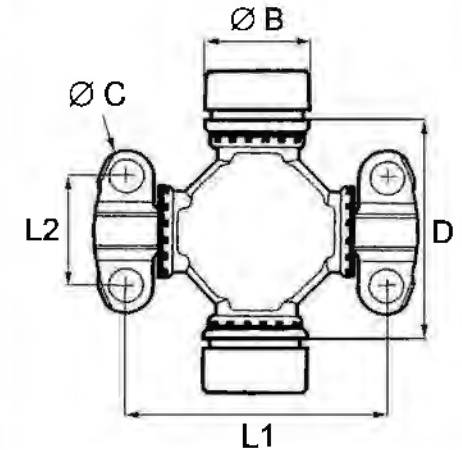
**FIG B** : BLOC A PATINS ET PLAQUETTES



**FIG C** : BLOC A PATINS TYPE MECHANICS



**FIG D** : BLOC A PATINS ET CIRCLIS INTERNE



## TYPE DE PATINS

## HAUTEUR PATIN

Type **1**



Bas trou lisse

Type **2**



Bas trou taraudé

Type **3**



Haut trou lisse

Type **4**

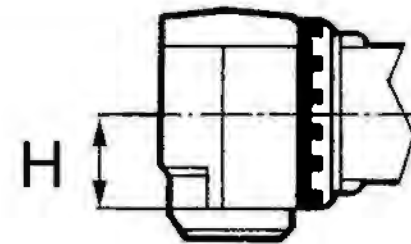


Haut trou taraudé

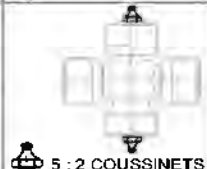
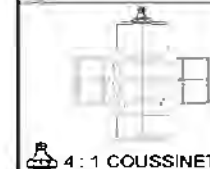
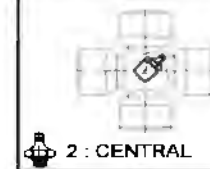
Type **5**



Delta trou taraudé



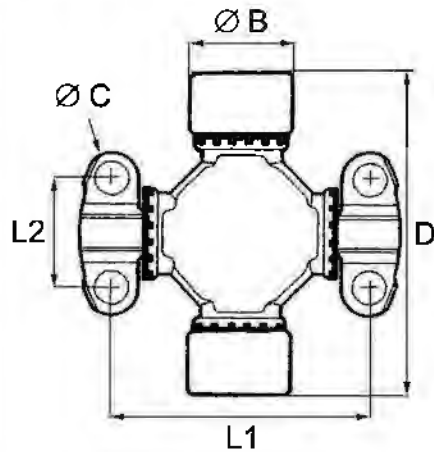
Type de Graissage



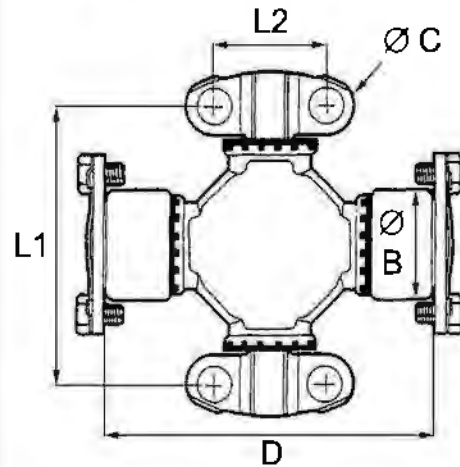
REFERENCE	Ø B	D	Ø C	L1	L2	TYPE Graissage	SERIE	TYPE PATINS	HAUTEUR (H)	FIGURE	REMARQUE	ORIGINE
SF55101X			115,1	88,9	42,9	3	5C	1 - 2	17,5	C		SPICER IC-UG
SF56106X			140,5	114,3	42,9	3	6C	3	17,5	C		SPICER IC-UG
SF56106GV			140,5	114,3	42,9	1	6C	3	17,5	C		SPICER IC-UG
WD60657			140,5	114,3	42,9	3	6C	1	17,5	C		EDS
SF56100X			140,5	114,3	42,9	3	6C	2	17,5	C		SPICER IC-UG
SF56102X			140,5	114,3	42,9	3	6C	2 - 3	17,5	C		SPICER IC-UG
BR6CHWDHWT			140,5	114,3	42,9	3	6C	3 - 4	17,5	C		EDS
WD60337			140,5	114,3	42,9	3	6C	1 - 2	17,5	C		EDS
WD6059			140,5	114,3	42,9	3	6C	3DC	17,5	C	double clavette pour joint centré	SPICER IC-UG
1146018				114,3/117,6	42,9/49,3		6C/7C	2		C		
SF57200X			148,4	117,6	49,3	3	7C	2	20,6	C		SPICER IC-UG
50544000			130,00	104	49,2	3		3		C	KHD TRACTEUR AGRICOLE	DANA SPICER
50544000V			130,00	104	49,2	0		3		C	KHD TRACTEUR AGRICOLE	EDS
0014001			135	108,5	49,2	3		3		C	IH JOHN DEERE AGRICOLE	SPICER IC-UG
WD6004			135	108,5	49,2	3		2		C	58WB - 7/16"-20	EDS
WD6085			135	108,5	49,2	3		3/5		C	58WB - 11,9 7/16"-20	EDS
SF57105X			148,4	117,6	49,3	3	7C	3	20,6	C		SPICER IC-UG
SF57105GV			148,4	117,6	49,3	1	7C	3	20,6	C		SPICER IC-UG
SF57202X			148,4	117,6	49,3	3	7C	2 - 3	20,6	C		SPICER IC-UG
SF57200XD			148,4	117,6	49,3	3	7C	5		C		SPICER IC-UG
WD61217			148,4	117,6	49,3	3	7C	3	20,6	C	double clavette pour joint centré	SPICER IC-UG

# BLOC A PATINS

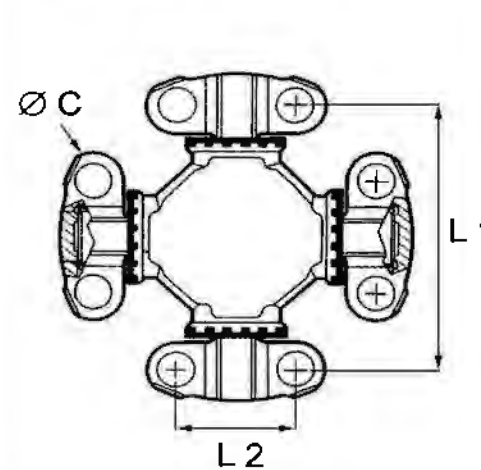
**FIG A : BLOC A PATINS ET CIRCLIPS**



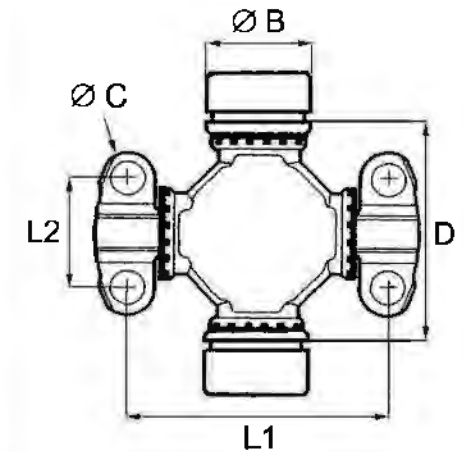
**FIG B : BLOC A PATINS ET PLAQUETTES**



**FIG C : BLOC A PATINS TYPE MECHANICS**



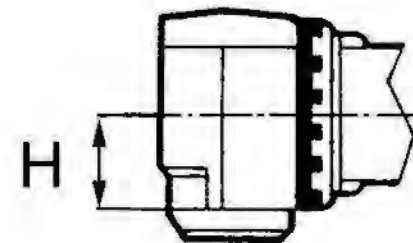
**FIG D : BLOC A PATINS ET CIRCLIS INTERNE**



## TYPE DE PATINS

Type <u>1</u>	Type <u>2</u>	Type <u>3</u>	Type <u>4</u>	Type <u>5</u>
Bas trou lisse	Bas trou taraudé	Haut trou lisse	Haut trou taraudé	Delta trou taraudé

## HAUTEUR PATIN



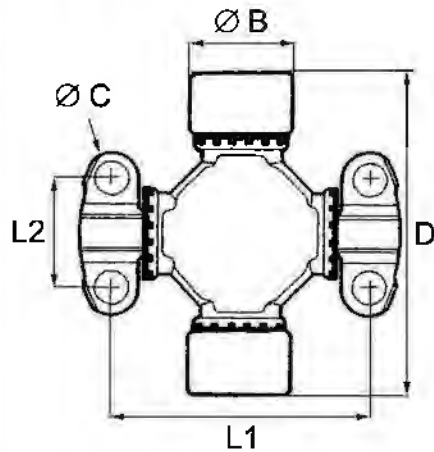
## Type de Graissage


REFERENCE	Ø B	D	Ø C	L1	L2	TYPE Graissage	SERIE	TYPE PATINS	HAUTEUR (H)	FIGURE	REMARQUE	ORIGINE
SF58200X			206,3	174,8	49,3	3	8C	2	20,6	C		SPICER IC-UG
SF58105X			206,3	174,8	49,3	3	8C	3	20,6	C		SPICER IC-UG
SF58207X			206,3	174,8	49,3	3	8C	2 - 3	20,6	C		SPICER IC-UG
SF58208X			206,3	174,8	49,3	3	8C	1	20,6	C		SPICER IC-UG
2032CR			206,3	174,6	55	3		2		C	CORPS EVIDE Ø 65	ADAPTABLE
0016036			180	146	60	3		3		C		UNI CARDAN
50220000			165,1	124	71,4	3	8,5C	5	25,4	C	Patin Delta taraudé non débouchant	SPICER IC-UG
SF58500X			165,1	124	71,4	3	8,5C	2	25,4	C		SPICER IC-UG
50964000			165,1	124	71,4	3	8,5C	1	25,4	C		SPICER IC-UG
SF58515X			165,1	124	71,4	3	8,5C	3 - 4	25,4	C		SPICER IC-UG
SF58516X			165,1	124	71,4	2	8,5C	3	25,4	C		SPICER IC-UG
SF58516XGV			165,1	124	71,4	1	8,5C	3	25,4	C		SPICER IC-UG
SF58517X			165,1	124	71,4	3	8,5C	2 - 3	25,4	C		SPICER IC-UG
WD6063			165,1	124	71,4	3	8,5C	3 - 5	25,4	C	2 x Patin Delta taraudé non débouchant	EDS
WD6096				124-146	71,4-60		8,5C-180M146					
WD6009			210	168	70	3					Clavette de 22	EDS
SF59031X			209,5	168,4	71,37	3	9C	3	25,4	C		SPICER IC-UG
50423000			209,5	168,4	71,37	1	9C	3	25,4	C		SPICER IC-UG
SF59017X			209,5	168,4	71,37	3	9C	2 - 3	25,4	C		SPICER IC-UG
WD60977				168-138	71,4-72	3	9C-S990	2 - 3		C		
7087T			222,25	172,7	88,9	3	J490/10,5C	3	34		TROU Ø 16	

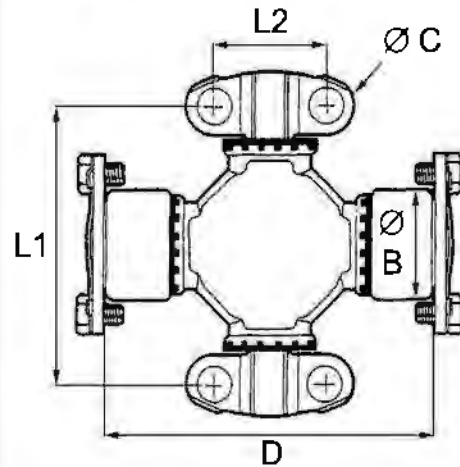


# BLOC A PATINS

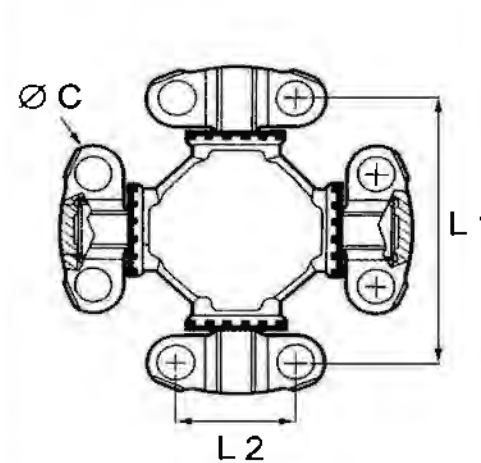
**FIG A : BLOC A PATINS ET CIRCLIPS**



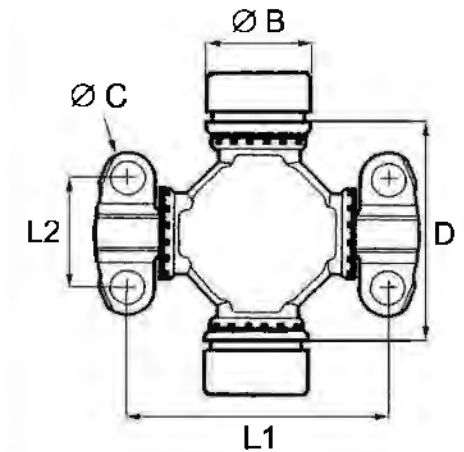
**FIG B : BLOC A PATINS ET PLAQUETTES**



**FIG C : BLOC A PATINS TYPE MECHANICS**



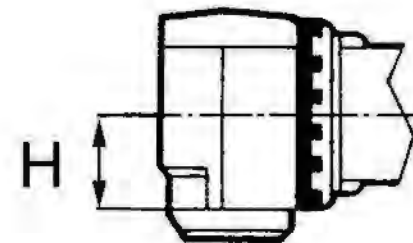
**FIG D : BLOC A PATINS ET CIRCLIS INTERNE**



**TYPE DE PATINS**

Type <u>1</u>	Type <u>2</u>	Type <u>3</u>	Type <u>4</u>	Type <u>5</u>
Bas trou lisse	Bas trou taraudé	Haut trou lisse	Haut trou taraudé	Delta trou taraudé

**HAUTEUR PATIN**

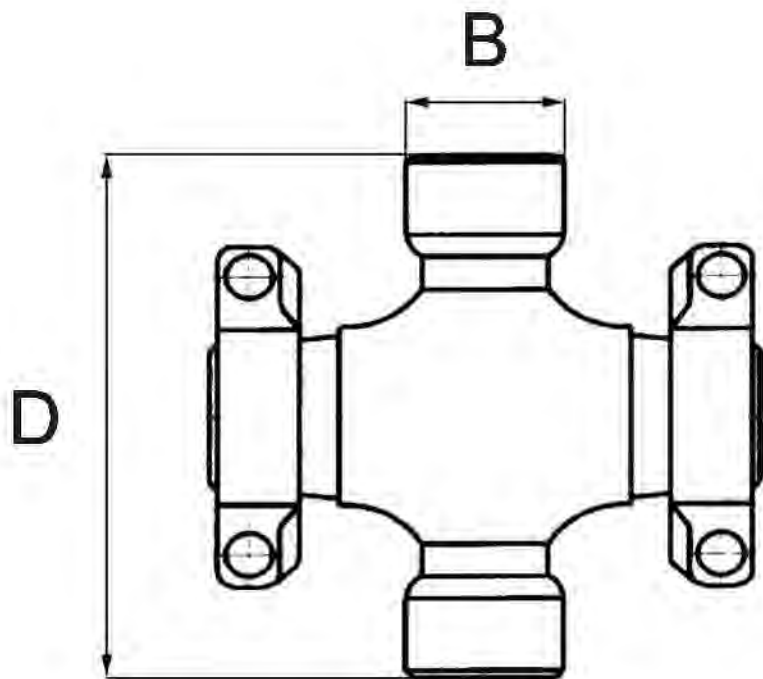


**Type de Graissage**

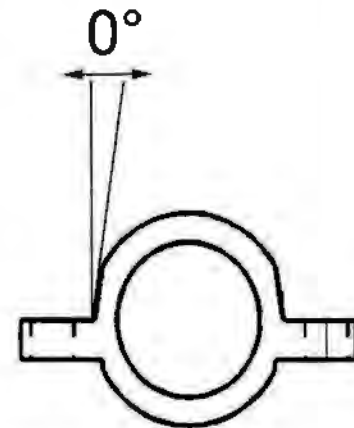




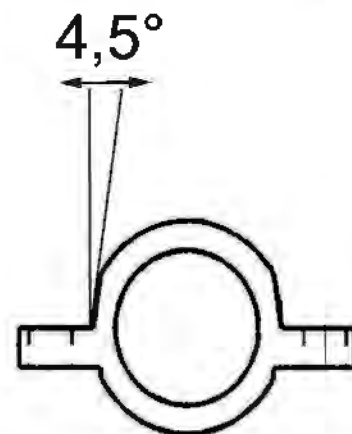

# BLOC SCANIA



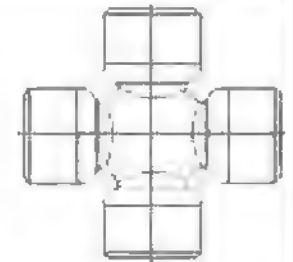
TYPE OREILLE 1




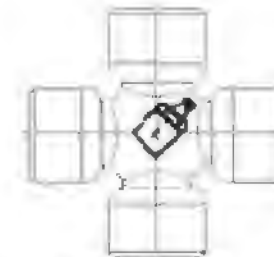
TYPE OREILLE 2




Type  
de  
Graissage




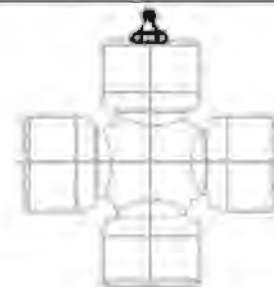
 1 : A VIE




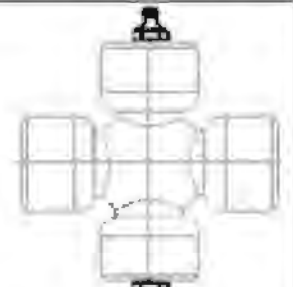
 2 : CENTRAL



 3 : LATERAL



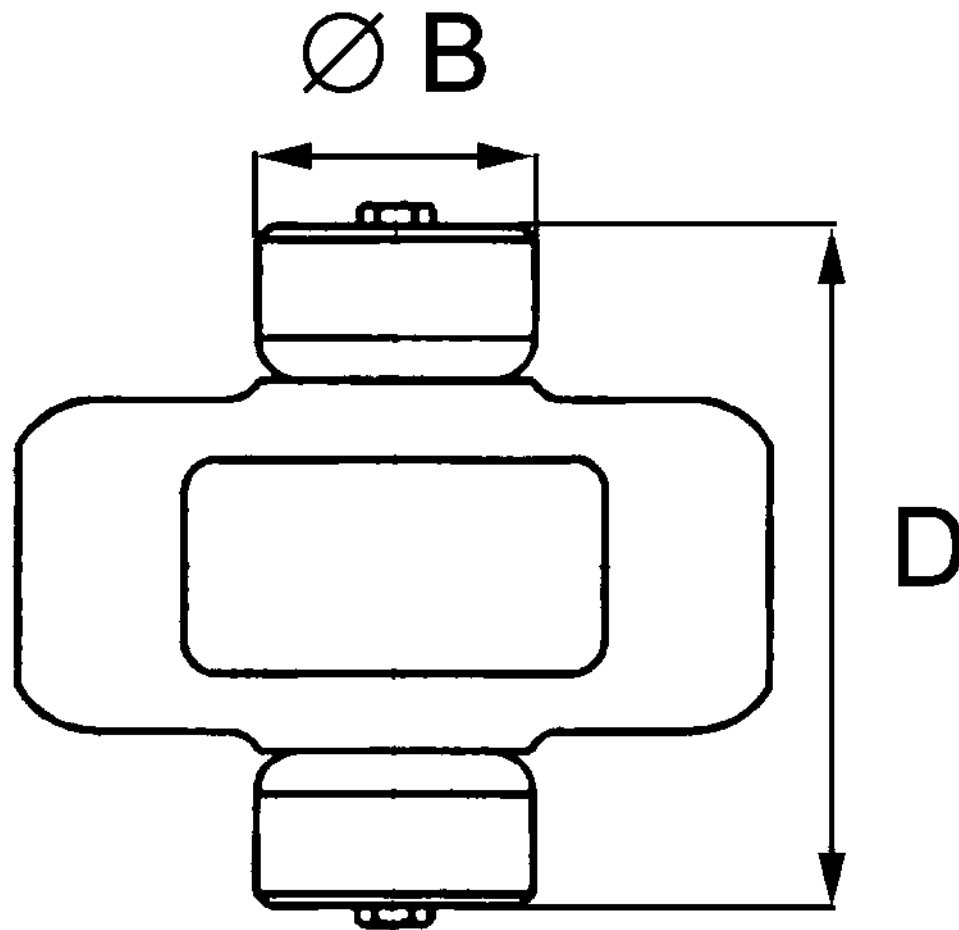
 4 : 1 COUSSINET



 5 : 2 COUSSINETS

REFERENCE	Ø B	D	TYPE GRAISSAGE	FIGURE	PATINS	REMARQUE	ORIGINE
5821X	38	148	3	1	OREILLE 0°	P300	
5822X	38	148	3	2	OREILLE 4,5°	P300	
WD1158	39	127	3			PAS DE PATINS	
0010062	44	149	3			PAS DE PATINS	DANA SPICER
512062X	48	161	3			PAS DE PATINS	
512062XD	48	161	3	1	OREILLE 0°	P40 - P400	
512062XC	48	161	3	2	OREILLE 4,5°	P40 - P400	
WD51305	48	161	3	2	OREILLE 4,5°	P400 ORIGINE SCANIA	EDS
WD51310	48	161	3	0	OREILLE 4,5°	P400 ORIGINE SCANIA	EDS
512278X	50	164	3			PAS DE PATINS	DANA SPICER
512072X	57	164	3			PAS DE PATINS	
512072XD	57	164	3	1	OREILLE 0°	P50 - P500	
512072XC	57	164	3	2	OREILLE 4,5°	P50 - P500	
WD51460	57	164	1	2	OREILLE 4,5°	P50 - P500	
512082X	65	190	3			PAS DE PATINS - P600	
<b>PONTET</b>							
1834FD	48				OREILLE 0°	uniquement le pontet	
1834FL	48				OREILLE 4,5°	uniquement le pontet	
1854FL	57				OREILLE 4,5°	uniquement le pontet	
<b>VIS</b>							
1888008201522	M12 x 55					Vis pontet P300/600	

# BLOC JOINT DE ROUE



REFERENCE	Ø B	D	REMARQUE	ORIGINE
36904	27	86	27 x 72 AXE INTERNE - Bol H53 236904970000	EDS
10301811745	30	91	POUR 070 - 018 interne 20x40	KLEIN
10301820055	30	91	interne 20x37	KLEIN
0014256	30	96	GWB 369 - 10	SPICER GWB
10301700436	30	97,6		KLEIN
WD8031	32	102	KRAMER - Axe diam. 26	
0013586	32	110,7	GWB 369 - 20	SPICER GWB
10302100439	32	111	POUR ANCIEN 070 - 021 - Axe inter. diam. 24	KLEIN
0014535	34,66	130	GWB 269 - 30	SPICER GWB
0014006	34,66	130	GWB 269 - 3 avec 2 coussinets à bouchons vissés	SPICER GWB
10302300441	35	110,7	POUR ANCIEN 070 - 023 / GWB 369 - 21	KLEIN
0013855	38	119	GWB 369 - 30	SPICER GWB
0014009	38	129	GWB 369 - 35	SPICER GWB
0013857	44	134	GWB 369 - 37 - 44x117,5	SPICER GWB
0014010	44	134	GWB 369 - 37 avec rainure sur broche - 44x117,5	SPICER GWB
0013858	47	142	GWB 369 - 40	SPICER GWB
WD8079	64 X 106		BLOC POUR ARBRE DE ROUE A PATIN	EDS