

INTERPONT

Rubrique 15 - Page 40 à 43

INTERPONT

FIG A :

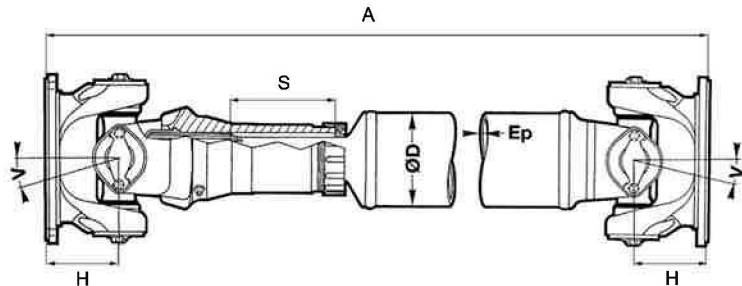


FIG B :

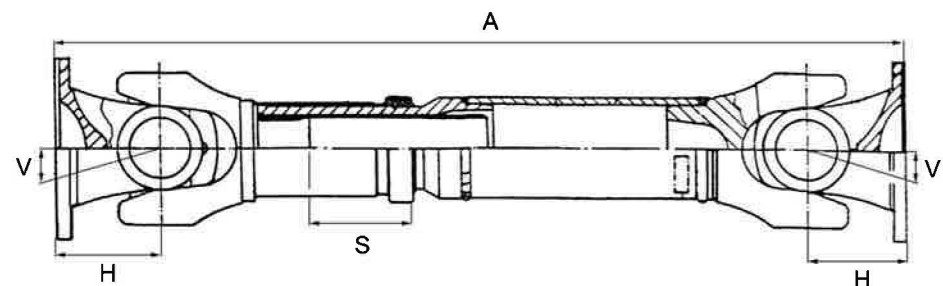


FIG C :

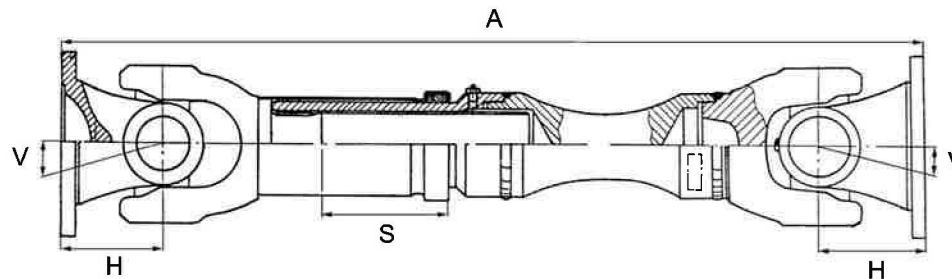


FIG 1 : SAE 8 TROUS

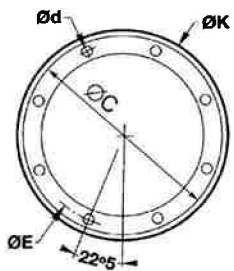


FIG 2 : SAE 12 TROUS

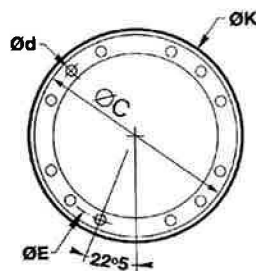


FIG 3 : DENTURE 4 TROUS

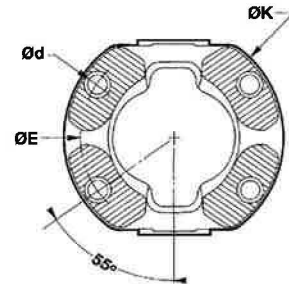


FIG 4 : DIN 8 TROUS

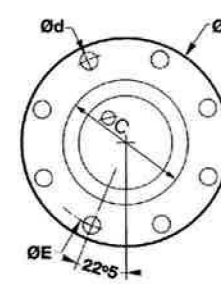
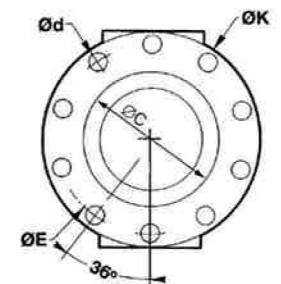


FIG 5 : DIN 10



REFERENCE	SERIE	BLOC	A	S	FIG.	BRIDE ET REMARQUES	ORIGINE
8886193470700490	T60R	44 x 149	490			SCANIA T60R - Sans bride et pontet	EDS
8884091270700355	P40	48 x 161	355	50		SCANIA P40 / Pontets à 4,5° non représentés	EDS
3014091446460645	2040	47,6 x 135,1	641	180	B2	SAE 203-12x10 - RVI 5010 056 777	DANA SPICER
3014002446460700	2040	47,6 x 135,1	700	180	B2	SAE 203-12x10 - RVI	DANA SPICER
3014002433330700	2040	47,6 x 135,1	700	180	B3	XS180-4x15 - RVI 5010 358 776	DANA SPICER
3014002933330700	2040	47,6 x 135,1	700	180	B3	XS180-4x15 - Graissé a vie - 5010422618	DANA SPICER
3014002446460715	2040	47,6 x 135,1	715	180	B2	SAE 203- 12 / 10 - RVI	DANA SPICER
3014002446460850	2040	47,6 x 135,1	850	180	B2	SAE 203-12x10 - RVI 5010 056 658	DANA SPICER
3014002433330850	2040	47,6 x 135,1	850	180	B3	XS180-4x15 - RVI 5010 395 557	DANA SPICER
2013002454540690	587 - 30	52 x 133	690	160	B1	SAE 175-8x9,6 -Remplacement NK400 VOLVO	EDS
2013002444440730	587 - 30	52 x 133	730	180	B1	SAE 175-8x10 RVI	GEWES
2013002413160900	587 - 30	52 x 133	900	180	B4	DIN 150-8x12 - DIN 180-8x14 - IVECO 42065730	KLEIN
2013002413170900	587 - 30	52 x 133	900	180	B4 - 5	DIN 150-8x12 - DIN 180-10x16 - IVECO 42071559	KLEIN
2013002412120900	587 - 30	52 x 133	900	180	B4	DIN 150-8x12 - IVECO 42036884	KLEIN
201300241316R900	587 - 30	52 x 133	900	160	C4	DIN 150-8x12 - DIN 180-8x14 - IVECO 42010539	KLEIN
201300241212R910	587 - 30	52 x 133	910	160	C4	DIN 150-8x12 - IVECO 4473211-2522394-42010089	KLEIN
3014591433330680	2045	52 X 147	680	187	B3	XS180-4x15 - 7421068120	DANA SPICER
3014591933330680	2045	52 X 147	680	180	B3	XS180-4x15 - GV - RVI 5010583306	DANA SPICER
3014502433330775	2045	52 X 147	775	180	B3	XS180-4x15 - IVECO 41201728	EDS
8013791332320670	286 - 37	53 x 135	670	140	B3	XS 154-4x13 - DB	KEMPF
8013791334340670	286 - 37	53 x 135	670	140	B3	XS 165-4x13 - DB 389 410 3302	KEMPF

INTERPONT

FIG A :

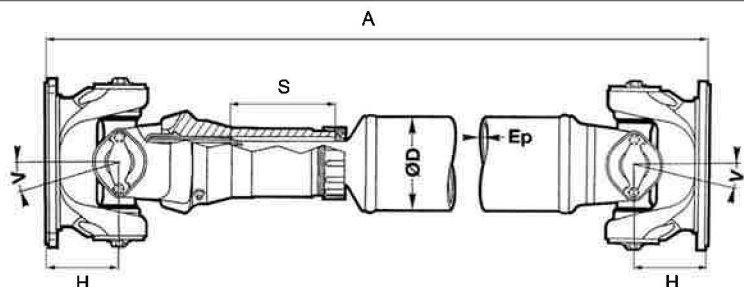


FIG B :

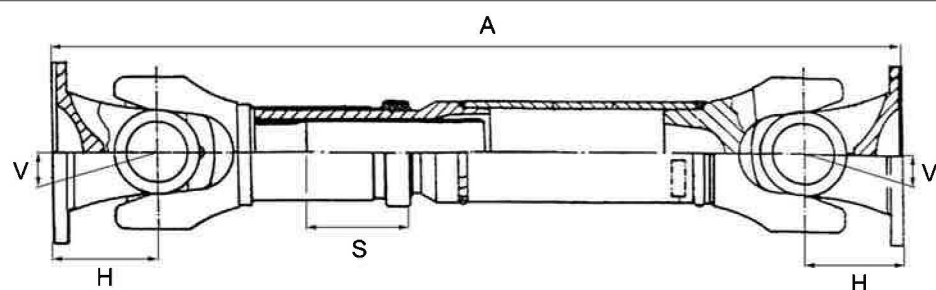


FIG C :

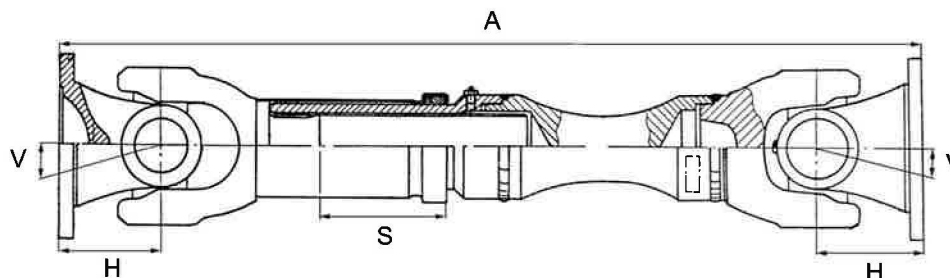


FIG 1 : SAE 8 TROUS

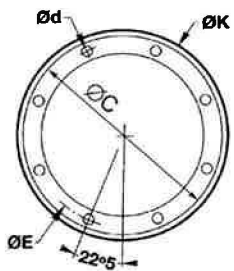


FIG 2 : SAE 12 TROUS

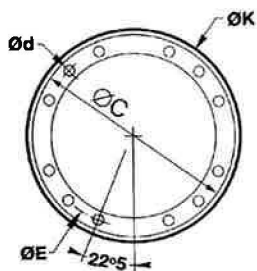


FIG 3 : DENTURE 4 TROUS

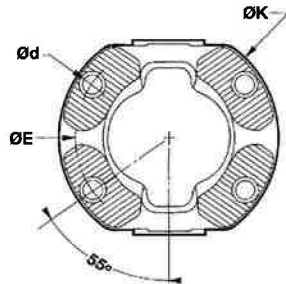


FIG 4 : DIN 8 TROUS

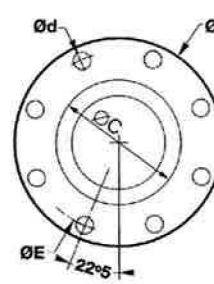
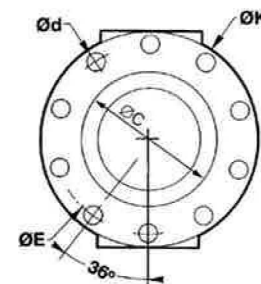


FIG 5 : DIN 10



REFERENCE	SERIE	BLOC	A	S	FIG.	BRIDE ET REMARQUES	ORIGINE
8013791834340670	286 - 37	53 x 135	670	140	B3	Graissé a vie - XS 165-4x13 - DB 654 410 3902	KEMPF
8013791314140685	286 - 37	53 x 135	685	140	B4	DIN165-8x16 - DB 389 410 6601	KEMPF
8013702834340749	286 - 37	53 x 135	749	150	B3	Graissé a vie - XS 165-4x13 - DB 654 410 4102	KEMPF
8013702314140759	286 - 37	53 x 135	759	150	B4	DIN165-8x16 - DB 699 410 1602	KEMPF
8013702334340780	286 - 37	53 x 135	780	150	B3	XS 165-4x13 - DB 389 410 2502	KEMPF
8013702314140784	286 - 37	53 x 135	784	150	B4	DIN165-8x16 - DB 3894107401 / 3894106501	KEMPF
6005702432170900	587 - 35	57 x 144	900	180	B3 - 5	150 DENTURE - DIN180-10x16 / IVECO 42107118	KLEIN
8885091370700491	P520	57x164	491	160		SCANIA à pontets 4,5° - GC - 35°	EDS
8885002370700535	P520	57x164	535	160		SCANIA à pontets 4,5° - GC - 35°	EDS
8885002370700570	P520	57x164	570	160		SCANIA à pontets 4,5° - GC - 35°	EDS